



Club Health Assessment for District 4 C1 through January 2025

			Status	Membership							Reports					Finance		LCIF
Club Number	Club Name	Charter Date		Current Member Count	YTD Members Added	YTD Members Dropped	YTD Net Growth	YTD Net Growth%	Member Count 12 Months Ago	Avg. length of service for dropped members	Months Since Last MMR ***	Yrs. Since Last Officer Report	President Rotation	Vice President Reported ****	Months Since Last Activity Report ***	Account Balance	Donations for current Fiscal Year	
			Number of times on status quo within last two years	If below 15 members appears				If net loss is greater than 20% appears			If no report in 3 months appears in	When more than one year appears in	Number of repeat terms	Notes the officers that do not have an active	If no report at 12 months appears in red			
Clubs less than two years old																		
171427	Shasta County Cyber	05/24/2024	Active	18	2	5	-3	-14.29%	0	2	0		2	N	SC	1		
Clubs more than two years old																		
1941	ALTURAS	10/17/1941	Active	10	3	3	0	0.00%	12	18	0		5	R	M,SC	0		
Exc Award (06/30/2017)																		
1942	ANDERSON	04/11/1956	Active	15	0	0	0	0.00%	13		7		3		M,VP,SC	0	\$500.00	
1946	BURNEY	05/09/1946	Active	32	0	0	0	0.00%	38		0			N	T,SC	24+		
1949	CHICO BREAKFAST	02/12/1954	Active	21	3	7	-4	-16.00%	26	21	0				VP,SC	4	\$1,000.00	
1951	COLUSA	05/21/1929	Active	25	0	0	0	0.00%	25		8			IP	P,M,SC	2		
1953	COTTONWOOD	12/14/1943	Active	19	1	0	1	5.56%	20		4		2		M,VP,SC	20	\$1,000.00	
1971	ENTERPRISE	05/15/1970	Active	22	5	7	-2	-8.33%	24	3	0			N	M,SC	6	\$1,000.00	
1955	ETNA	04/29/1935	Active	16	1	0	1	6.67%	15		5				P,T,M,VP,SC	16		
Exc Award (06/30/2023)																		
82586	ETNA SCOTT VALLEY LIONESS	06/11/2004	Active	6	0	1	-1	-14.29%	7	20	2			N	SC	0	\$100.00	
1956	FALL RIVER MILLS	02/17/1948	Active	15	1	4	-3	-16.67%	21	5	5		2	N	M,SC	24+		
52188	FOREST RANCH	11/25/1991	Active	22	1	0	1	4.76%	21		5			N	M	0	\$1,000.00	
64280	FORT JONES	05/14/2001	Active	32	2	0	2	6.67%	32		6		2	N	M,SC	0		
Exc Award (06/30/2021, 06/30/2023)																		
1957	GRIDLEY	12/03/1945	Active	27	3	2	1	3.85%	28	5	2			N	SC	2	\$500.00	
45867	HAMILTON CITY	03/21/1986	Active	27	3	2	1	3.85%	26	2	6		2	N	M,SC	24+		
38253	HAYFORK	04/10/1980	Active	12	0	0	0	0.00%	12		7			IP		10		
30759	LAKEHEAD	05/06/1975	Active(2)	41	2	4	-2	-4.65%	57	7	4		2	N	M,SC	15		
1959	LINDA	01/08/1954	Active	19	0	2	-2	-9.52%	22	2	1		2	N	M,SC	1		
1960	LIVE OAK	11/25/1953	Active	12	0	0	0	0.00%	16		5		2		P,VP,SC	0		
42634	LOMA RICA FOOTHILL	05/03/1983	Active	90	7	8	-1	-1.10%	89	9	1			N		0		
Exc Award (06/30/2024)																		



Club Health Assessment for District 4 C1 through January 2025

			Status	Membership							Reports					Finance		LCIF
Club Number	Club Name	Charter Date		Current Member Count	YTD Members Added	YTD Members Dropped	YTD Net Growth	YTD Net Growth%	Member Count 12 Months Ago	Avg. length of service for dropped members	Months Since Last MMR ***	Yrs. Since Last Officer Report	President Rotation	Vice President Reported ****	Months Since Last Activity Report ***	Account Balance	Donations for current Fiscal Year	
			Number of times on status quo within last two years	If below 15 members appears				If net loss is greater than 20% appears			If no report in 3 months appears in	When more than one year appears in	Number of repeat terms	Notes the officers that do not have an active	If no report at 12 months appears in red			
1962	MERIDIAN	06/28/1939	Active	15	0	0	0	0.00%	15		31		2	R	P,M,SC	N/R		
46952	PALO CEDRO	02/24/1987	Active	17	1	0	1	6.25%	21		0			N	SC	1		
1966	PARADISE HOST	03/17/1940	Active	41	8	9	-1	-2.38%	44	7	0		2	N	SC	0	90+ Days	
Exc Award (06/30/2018)																	\$50.00	
1967	QUINCY	06/27/1946	Active(1)	5	0	0	0	0.00%	5		2		7		M,VP,SC	16		
1970	REDDING BREAKFAST	02/04/1964	Active	21	1	1	0	0.00%	23	61	1			N	M,SC	5		
1969	REDDING HOST	09/21/1938	Active	15	0	1	-1	-6.25%	27	1	0			N		0		
1973	SHASTA LAKE L C	02/11/1969	Cancelled(8*)	0	0	5	-5	-100.00%	5	9	13		None		P,S,T,M,VP SC	24+	90+ Days	
1975	SUTTER	05/12/1960	Active	32	0	2	-2	-5.88%	34	9	6			N		24+		
30921	TRINITY LAKE	06/16/1975	Active	11	0	3	-3	-21.43%	14	12	2		2		M,VP,SC	13		
1977	WEAVERVILLE	03/03/1959	Active	38	1	2	-1	-2.56%	40	2	2			N	SC	0	90+ Days	
1979	WHEATLAND	12/15/1948	Active	19	3	0	3	18.75%	20		4			N	SC	6		
1981	WILLOWS	04/04/1956	Active	14	0	0	0	0.00%	14		5			R	T,M	0	\$700.00	
1982	YREKA HOST	03/02/1925	Active	19	0	4	-4	-17.39%	20	4	0			N	SC	1	90+ Days	
Exc Award (06/30/2023, 06/30/2024)																		
33293	YUBA CITY PEACH BOWL	02/11/1977	Active	23	1	4	-3	-11.54%	26	19	0			N	SC	7	\$1,000.00	
82605	YUBA CITY SUNSET BUTTES	06/14/2004	Active	20	2	0	2	11.11%	18		3			N	T,SC	2	\$2,000.00	

Clubs Cancelled Previous Fiscal Year – Clubs Cancelled within last 12 months may be reinstated

Club Number	Club Name	Charter Date	Current Status*	Cancellation Date
51221	GRAEAGLE	01/23/1991	Cancelled(6*)	06/29/2024
60069	SHINGLETOWN	11/04/1997	Cancelled(6*)	12/29/2023



Club Health Assessment for District 4 C1 through January 2025

Club Number			Club Name			Charter Date			Status					Membership					Reports					Finance		LCIF
									Current Member Count	YTD Members Added	YTD Members Dropped	YTD Net Growth	YTD Net Growth%	Member Count 12 Months Ago	Avg. length of service for dropped members	Months Since Last MMR ***	Yrs. Since Last Officer Report	President Rotation	Vice President Reported ****	Months Since Last Activity Report ***	Account Balance	Donations for current Fiscal Year				
									Number of times on status quo within last two years	If below 15 members appears			If net loss is greater than 20% appears			If no report in 3 months appears in			When more than one year appears in	Number of repeat terms	Notes the officers that do not have an active		If no report at 12 months appears in red			
Current Total Clubs Count	YTD New Clubs Count	YTD Cancelled Clubs Count	YTD Net Club Gain	Current Total Members Count	YTD Add	YTD Drop	YTD Net Growth	YTD Net Growth %	Member Count 12 Months Ago	Average Member Count Per Club	% of Clubs with less than 20 members	% No MMR in 3 Months	% No Officer Report in 12 Months	% of Clubs with balance 90+ days	Number of Clubs in Status Quo	% Status Quo Clubs in Financial Suspension	Number of Cancelled Clubs	Average Cancelled Club Age	Members Lost Due to Cancellation	% of Clubs Cancelled for Non-Financial Reasons						
34	0	1	-1	771	51	76	-25	-3.14%	830	23	53%	47%	0%	9%	0	0%	1	115	5	0%						

* - P - Priority Club. Cancellation Reasons: 1-Objectives/conduct, 2-Non-active club, 5-Non-existing club, 6-Disbanding, 7-Merger, 8-Financial Suspension, 9-District/Multiple District Dues.

** - Abbreviation: P-President, S-Secretary, T-Treasurer, M-Member Chairperson, VP-First Vice President, MC-Communications Chairperson, SC-Service Chairperson

*** - Abbreviation: N/R - Never reported using the Lions Clubs website, N/A - Not applicable, No password registered for the Lions Clubs website.

**** - Abbreviation: N - New, IP - Immediate Past, R - Repeat.



Club Health Assessment for District 4 C2 through January 2025

			Status	Membership							Reports					Finance		LCIF
Club Number	Club Name	Charter Date		Current Member Count	YTD Members Added	YTD Members Dropped	YTD Net Growth	YTD Net Growth%	Member Count 12 Months Ago	Avg. length of service for dropped members	Months Since Last MMR ***	Yrs. Since Last Officer Report	President Rotation	Vice President Reported ****	Months Since Last Activity Report ***	Account Balance	Donations for current Fiscal Year	
			Number of times on status quo within last two years	If below 15 members appears				If net loss is greater than 20% appears			If no report in 3 months appears in	When more than one year appears in	Number of repeat terms	Notes the officers that do not have an active	If no report at 12 months appears in red			
Clubs more than two years old																		
1985	AMERICAN CANYON L C	09/28/1972	Active	10	0	3	-3	-23.08%	13	10	1	1	None	P,S,T,M,VP SC	24+			
1986	ANDERSON VALLEY	11/06/1950	Active	31	0	0	0	0.00%	29		6		7	R	T,VP,SC	4	\$1,000.00	
1989	BENICIA	05/26/1969	Active	27	0	4	-4	-12.90%	32	1	6		2	N	M,SC	8		
Exc Award (06/30/2023)																		
1990	BRIONES L C	03/22/1966	Active	22	9	2	7	46.67%	9	6	0		2	R	M,SC	24+		
1994	CLOVERDALE	11/29/1950	Active	69	3	5	-2	-2.82%	69	10	0			N	SC	18		
Exc Award (06/30/2018)																		
1996	CORTE MADERA	08/30/1951	Active	71	4	0	4	5.97%	74		0			N		24+	\$100.00	
1997	COTATI	07/25/1951	Active	5	0	0	0	0.00%	5		7		5	R	SC	24+		
1999	DIXON	04/09/1954	Active	35	0	0	0	0.00%	33		6			N	SC	24+		
2001	EUREKA HOST	04/03/1928	Active	9	0	2	-2	-18.18%	13	31	0			R	M,SC	24+		
Exc Award (06/30/2018)																		
2005	FAIRFIELD HOST	08/06/1924	Active	19	0	3	-3	-13.64%	23	21	0			N	S,M,SC	14	\$301.80	
2008	FERNDAL	05/09/1938	Active	16	1	0	1	6.67%	15		1		3	N		3		
2009	FORT BRAGG MENDOCINO	05/17/1938	Active	14	0	1	-1	-6.67%	15	3	4		2	N	M,SC	1		
106460	GARBERVILLE	08/31/2009	Cancelled(6*)	0	0	4	-4	-100.00%	8	12	1	1	None	P,S,T,M,VP SC	24+			
30758	GUALALA	05/06/1975	Active	41	6	0	6	17.14%	37		3			N	SC	24+		
2012	ISLETON	09/17/1953	Active	13	0	0	0	0.00%	13		5		5	R	M,VP,SC	24+		
2013	KELSEYVILLE	02/12/1953	Active	18	1	0	1	5.88%	18		1		2	N	T,M,VP,SC	24+		
31985	LAKEPORT EARLY LAKE	04/12/1976	Active	15	2	0	2	15.38%	14		6				P,M,VP,SC	24+		
Exc Award (06/30/2021)																		
2015	LAKESHORE	04/15/1947	Active(1)	25	0	0	0	0.00%	32		9		None	P,S,M,VP,SC	24+			
58952	LARKSPUR CHAMPIONS	12/30/1996	Active	25	0	0	0	0.00%	29		7		2		M,VP,SC	24+		
2018	LAYTONVILLE	01/15/1954	Active	15	0	0	0	0.00%	15		4		None	P,S,M,VP,SC	N/R			
142961	Laytonville Long Valley Lioness	10/08/2020	Active	6	0	4	-4	-40.00%	10	4	2				M,VP,SC	24+		



Club Health Assessment for District 4 C2 through January 2025

			Status	Membership							Reports					Finance	LCIF
Club Number	Club Name	Charter Date		Current Member Count	YTD Members Added	YTD Members Dropped	YTD Net Growth	YTD Net Growth%	Member Count 12 Months Ago	Avg. length of service for dropped members	Months Since Last MMR ***	Yrs. Since Last Officer Report	President Rotation	Vice President Reported ****	Months Since Last Activity Report ***	Account Balance	Donations for current Fiscal Year
			Number of times on status quo within last two years	If below 15 members appears				If net loss is greater than 20% appears			If no report in 3 months appears in	When more than one year appears in	Number of repeat terms	Notes the officers that do not have an active	If no report at 12 months red		
2021	MC KINLEYVILLE	03/01/1962	Active	13	1	1	0	0.00%	13	2	0		3	R	P,M,SC	3	
2023	MIDDLETOWN	06/03/1957	Active	52	0	0	0	0.00%	46		7		6	R	SC	24+	
2026	MOUNTAIN	02/03/1964	Active	20	5	3	2	11.11%	18	9	1		3	R	M,SC	24+	
42150	NAPA BERRYESSA	01/25/1983	Cancelled(6*)	0	0	10	-10	-100.00%	0	18	0	3	None		P,S,T,M,VP SC	24+	
52147	NAPA GREATER NAPA VALLEY	11/08/1991	Active	16	4	0	4	33.33%	13		0		4		S,T,M,VP,SC	24+	
2030	NOVATO	10/09/1946	Active	7	0	2	-2	-22.22%	11	29	0		4	R	M,SC	3	
29354	PETALUMA 7-11	05/29/1974	Active	18	2	1	1	5.88%	17	1	1			N	SC	7	\$4,000.00
2032	PETALUMA HOST	11/11/1925	Active	8	0	2	-2	-20.00%	11	35	3		2	R	SC	N/R	
2035	RIO VISTA	01/28/1938	Active	38	7	0	7	22.58%	40		0			N	SC	6	\$1,000.00
Exc Award (06/30/2018, 06/30/2023)																	
2038	ROUND VALLEY L C	03/18/1971	Active(1)	11	0	0	0	0.00%	11		4		None		P,S,T,M,VP SC	N/R	
2042	SAN GERONIMO VALLEY	12/10/1957	Active	47	2	7	-5	-9.62%	43	18	0			N	M,SC	24+	
2043	SAN RAFAEL HOST	09/29/1922	Active(1)	18	5	4	1	5.88%	16	4	0			R	SC	3	
38118	SAN RAFAEL LAS GALLINAS	03/18/1980	Active	39	1	3	-2	-4.88%	45	13	0				T,M,VP,SC	0	
2045	SANTA ROSA AND MONTGOMERY VILLAGE	01/18/1923	Active	36	3	12	-9	-20.00%	45	9	0			N		2	\$4,000.00
133975	Santa Rosa Kasthamandap	03/05/2018	Active	39	14	2	12	44.44%	39	3	5			N	M	24+	
84782	SANTA ROSA ROSELAND LIONS & LIONESS	01/25/2005	Active	7	0	0	0	0.00%	7		4		None		P,S,M,VP,SC	24+	
2046	SAUSALITO	04/08/1927	Active	46	6	8	-2	-4.17%	50	5	0			N	M,SC	1	
31986	SEBASTOPOL GRAVENSTEIN	04/12/1976	Active	14	1	0	1	7.69%	14		1		2	R	M,SC	8	\$500.00
31528	SIX RIVERS	01/05/1976	Active	31	6	1	5	19.23%	23	38	4		3	N	P,M,VP,SC	N/R	
31235	TRINIDAD	10/17/1975	Active	11	0	1	-1	-8.33%	12	26	0		4	R	T,M,SC	24+	
2050	UKIAH HOST	12/14/1926	Active	45	0	2	-2	-4.26%	50	2	5			R	SC	12	
2051	UKIAH REDWOOD EMPIRE	09/08/1970	Active	17	0	5	-5	-22.73%	22	9	1		3	N	SC	24+	\$1,000.00
29355	VALLEJO EXECUTIVE	05/29/1974	Active	25	1	9	-8	-24.24%	34	12	6				VP,SC	N/R	



Club Health Assessment for District 4 C2 through January 2025

			Status							Membership							Reports					Finance		LCIF	
Club Number	Club Name	Charter Date			Current Member Count	YTD Members Added	YTD Members Dropped	YTD Net Growth	YTD Net Growth%	Member Count 12 Months Ago	Avg. length of service for dropped members	Months Since Last MMR ***	Yrs. Since Last Officer Report	President Rotation	Vice President Reported ****	Months Since Last Activity Report ***	Account Balance	Donations for current Fiscal Year							
			Number of times on status quo within last two years		If below 15 members appears				If net loss is greater than 20% appears			If no report in 3 months appears in	When more than one year appears in	Number of repeat terms		Notes the officers that do not have an active	If no report at 12 months appears in red								
2057	VALLEY OF THE MOON	10/07/1947	Active		18	0	0	0	0.00%	18		7			N		5		\$1,000.00						
2058	WEST MARIN	05/21/1947	Active		16	0	1	-1	-5.88%	15	21	5		10	R	M	11								
2059	WILLITS	11/29/1926	Active		26	2	1	1	4.00%	24	1	3		4	R	M,SC	6								
30943	WINDSOR	06/26/1975	Active		20	2	0	2	11.11%	18		0		4	R		24+		\$1,000.00						
Current Total Clubs Count	YTD New Clubs Count	YTD Cancelled Clubs Count	YTD Net Club Gain	Current Total Members Count	YTD Add	YTD Drop	YTD Net Growth	YTD Net Growth %	Member Count 12 Months Ago	Average Member Count Per Club	% of Clubs with less than 20 members	% No MMR in 3 Months	% No Officer Report in 12 Months	% of Clubs with balance 90+ days	Number of Clubs in Status Quo	% Status Quo Clubs in Financial Suspension	Number of Cancelled Clubs	Average Cancelled Club Age	Members Lost Due to Cancellation	% of Clubs Cancelled for Non-Financial Reasons					
46	0	2	-2	1,124	88	103	-15	-1.32%	1,161	24	52%	48%	2%	0%	0	0%	2	29	14	100%					

* - P - Priority Club. Cancellation Reasons: 1-Objectives/conduct, 2-Non-active club, 5-Non-existing club, 6-Disbanding, 7-Merger, 8-Financial Suspension, 9-District/Multiple District Dues.

** - Abbreviation: P-President, S-Secretary, T-Treasurer, M-Member Chairperson, VP-First Vice President, MC-Communications Chairperson, SC-Service Chairperson

*** - Abbreviation: N/R - Never reported using the Lions Clubs website, N/A - Not applicable, No password registered for the Lions Clubs website.

**** - Abbreviation: N - New, IP - Immediate Past, R - Repeat.



Club Health Assessment for District 4 C3 through January 2025

			Status	Membership							Reports					Finance		LCIF
Club Number	Club Name	Charter Date		Current Member Count	YTD Members Added	YTD Members Dropped	YTD Net Growth	YTD Net Growth%	Member Count 12 Months Ago	Avg. length of service for dropped members	Months Since Last MMR ***	Yrs. Since Last Officer Report	President Rotation	Vice President Reported ****	Months Since Last Activity Report ***	Account Balance	Donations for current Fiscal Year	
			Number of times on status quo within last two years	If below 15 members appears					If net loss is greater than 20% appears			If no report in 3 months appears in	When more than one year appears in	Number of repeat terms	Notes the officers that do not have an active	If no report at 12 months appears in red		
Clubs less than two years old																		
158109	El Sobrante Machhapuchhre	05/02/2024	Active	20	0	0	0	0.00%	0		8		2	M,VP,SC	N/R			
179193	Pittsburg LCVI	12/16/2024	Newly Chartered	22	22	0	22	100.00%	0		1			P,T,M,VP,SC	N/R			
Clubs more than two years old																		
2061	ALAMEDA BREAKFAST	04/26/1962	Active	6	0	1	-1	-14.29%	7	12	5		3	R	M,SC	3	\$6,025.00	
141291	Alameda Yeti	04/02/2020	Active(2)	3	0	8	-8	-72.73%	0	4	1		3		S,T,M,VP,SC	19		
2062	ALBANY	07/15/1943	Active	25	1	0	1	4.17%	23		0			N		2	\$3,043.00	
Exc Award (06/30/2021, 06/30/2023, 06/30/2024)																		
40848	AMADOR VALLEY	02/22/1982	Active	18	1	5	-4	-18.18%	22	12	0		2	R	M	24+		
2063	AMBROSE PITTSBURG	07/30/1952	Active	16	0	0	0	0.00%	16		7		6	R	P,M,VP,SC	15		
2064	ANTIOCH	10/29/1945	Active	12	1	3	-2	-14.29%	14	26	0				M,VP,SC	20		
138868	Antioch Rivertown Veterans	06/29/2019	Active	25	1	3	-2	-7.41%	25	3	0			IP	SC	2	\$1,700.00	
Exc Award (06/30/2021)																		
2065	BERKELEY	06/04/1919	Active	42	0	2	-2	-4.55%	46	33	1			N		2	\$150.00	
Exc Award (06/30/2021)																		
96811	BERKELEY ANNAPURNA	03/30/2006	Active	54	7	7	0	0.00%	54	7	1			N	P	5		
Exc Award (06/30/2021, 06/30/2022)																		
132066	Berkeley Laligurans	07/11/2017	Active(2)	4	0	5	-5	-55.56%	9	7	1		2		S,T,M,VP,SC	24+		
126107	Berkeley Makalu	11/12/2015	Active	23	0	1	-1	-4.17%	28	4	4			N		2		
Exc Award (06/30/2021, 06/30/2023)																		
2067	BETHEL ISLAND	02/22/1962	Active	14	0	2	-2	-12.50%	15	21	1		10	R	M,SC	1		
2068	BRENTWOOD	09/09/1929	Active	54	12	2	10	22.73%	46	11	0			N		1	\$1,000.00	
Exc Award (06/30/2022, 06/30/2023)																		
53347	BYRON DELTA	06/29/1992	Active	79	9	0	9	12.86%	76		0			N		0	\$2,250.00	
Exc Award (06/30/2021, 06/30/2024)																		
146011	Byron Delta Cubs	06/11/2021	Cancelled(6*)	0	0	0	0	0.00%	9		7	1	None		P,S,T,M,VP SC	N/A		
148928	Concord NorCal Helping Hands	12/10/2021	Active	20	3	0	3	17.65%	14		0		4	N	M	10	\$1,000.00	



Club Health Assessment for District 4 C3 through January 2025

			Status	Membership							Reports					Finance		LCIF
Club Number	Club Name	Charter Date		Current Member Count	YTD Members Added	YTD Members Dropped	YTD Net Growth	YTD Net Growth%	Member Count 12 Months Ago	Avg. length of service for dropped members	Months Since Last MMR ***	Yrs. Since Last Officer Report	President Rotation	Vice President Reported ****	Months Since Last Activity Report ***	Account Balance	Donations for current Fiscal Year	
			Number of times on status quo within last two years	If below 15 members appears				If net loss is greater than 20% appears			If no report in 3 months appears in	When more than one year appears in	Number of repeat terms	Notes the officers that do not have an active	If no report at 12 months appears in red			
2075	CROCKETT	10/21/1928	Active	34	9	16	-7	-17.07%	41	8	0			N	0		\$5,000.00	
Exc Award (06/30/2023)																		
2076	DANVILLE	06/17/1940	Active	13	0	0	0	0.00%	11		4		3	N	M,SC	1		
29073	DAWN BREAKERS	04/22/1974	Active	15	0	2	-2	-11.76%	17	23	1			R	M,SC	3	\$1,000.00	
42635	DISCOVERY BAY	05/13/1983	Active	39	9	8	1	2.63%	36	3	0				VP,SC	1		
132739	East Bay Mugunghwa Centennial	09/29/2017	Active(1)	3	0	1	-1	-25.00%	7	7	1		5		M,VP,SC	N/A		
2077	EL CERRITO	12/16/1927	Active	10	0	0	0	0.00%	10		13		7		M,VP,SC	2		
123324	Fremont Sagarmatha	10/15/2014	Active	12	1	2	-1	-7.69%	19	1	0			N		2		
Exc Award (06/30/2021, 06/30/2022)																		
124953	HAYWARD SILICON VALLEY	06/12/2015	Active	23	2	2	0	0.00%	23	8	2		2		M,VP,SC	3		
Exc Award (06/30/2021, 06/30/2022)																		
2082	LIVERMORE	08/21/1924	Active	27	4	4	0	0.00%	28	4	1		15	R	M	0	\$100.00	
Exc Award (06/30/2018, 06/30/2021, 06/30/2022)																		
2083	MARTINEZ	09/02/1932	Active	12	0	0	0	0.00%	12		7		22	R	P,M,VP,SC	2		
Exc Award (06/30/2021)																		
145908	Martinez Lady	06/07/2021	Active	42	7	2	5	13.51%	36	2	1		2		M,VP	1		
2084	MORAGA	08/16/1956	Active	23	3	1	2	9.52%	21	14	3			N		0	\$1,000.00	
2088	OAKLAND CHINATOWN	03/25/1954	Active	34	5	9	-4	-10.53%	35	1	1		2	N		1	\$2,050.00	
Exc Award (06/30/2023, 06/30/2024)																		
144343	Oakland Feed The Need	12/29/2020	Active	25	9	4	5	25.00%	20	2	3			N		0	90+ Days	
2099	PLEASANT HILL	10/09/1952	Active	15	2	3	-1	-6.25%	17	9	2		5		M,VP,SC	0		
Exc Award (06/30/2023)																		
2100	PLEASANTON	04/09/1930	Active	57	2	1	1	1.79%	57	25	0			N	M,SC	0		
Exc Award (06/30/2022)																		
2102	RICHMOND-PINOLE	04/06/1921	Active	11	1	1	0	0.00%	12	5	1			N	M,SC	1	\$850.00	
2104	RODEO	08/17/1955	Active(1)	4	0	0	0	0.00%	4		15		21		VP,SC	9	\$100.00	
2110	UNION CITY	01/14/1963	Active	34	0	1	-1	-2.86%	36	14	3		2	R	M,SC	9		



Club Health Assessment for District 4 C3 through January 2025

INTERNATIONAL

Club Number	Club Name	Charter Date	Status	Membership						Reports					Finance	LCIF	
				Current Member Count	YTD Members Added	YTD Members Dropped	YTD Net Growth	YTD Net Growth%	Member Count 12 Months Ago	Avg. length of service for dropped members	Months Since Last MMR ***	Yrs. Since Last Officer Report	President Rotation	Vice President Reported ****	Months Since Last Activity Report ***	Account Balance	Donations for current Fiscal Year
			Number of times on status quo within last two years	If below 15 members appears				If net loss is greater than 20% appears			If no report in 3 months appears in	When more than one year appears in	Number of repeat terms	Notes the officers that do not have an active	If no report at 12 months appears in red		
2112	WALNUT CREEK DIABLO VALLEY	04/12/1962	Active	15	0	0	0	0.00%	17		3		2	R VP	1		\$210.00
2113	WALNUT CREEK ROSSMOOR	02/08/1966	Active	22	3	3	0	0.00%	22	12	2		2	M,VP,SC	2		
30411	WALNUT CREEK YGNACIO VALLEY Exc Award (06/30/2021)	03/10/1975	Active	22	0	2	-2	-8.33%	26	46	1			R	0		\$350.00

Clubs Cancelled Previous Fiscal Year – Clubs Cancelled within last 12 months may be reinstated

Club Number	Club Name	Charter Date	Current Status*	Cancellation Date
99631	CONCORD	06/18/2007	Cancelled(6*)	08/29/2023
2101	DUBLIN HOST	04/30/1962	Cancelled(6*)	06/29/2024

Current Total Clubs Count	YTD New Clubs Count	YTD Cancelled Clubs Count	YTD Net Club Gain	Current Total Members Count	YTD Add	YTD Drop	YTD Net Growth	YTD Net Growth %	Member Count 12 Months Ago	Average Member Count Per Club	% of Clubs with less than 20 members	% No MMR in 3 Months	% No Officer Report in 12 Months	% of Clubs with balance 90+ days	Number of Clubs in Status Quo	% Status Quo Clubs in Financial Suspension	Number of Cancelled Clubs	Average Cancelled Club Age	Members Lost Due to Cancellation	% of Clubs Cancelled for Non-Financial Reasons
39	1	1	0	929	114	101	13	1.42%	911	24	44%	31%	0%	3%	0	0%	1	82	0	100%

* - P - Priority Club. Cancellation Reasons: 1-Objectives/conduct, 2-Non-active club, 5-Non-existing club, 6-Disbanding, 7-Merger, 8-Financial Suspension, 9-District/Multiple District Dues.

** - Abbreviation: P-President, S-Secretary, T-Treasurer, M-Member Chairperson, VP-First Vice President, MC-Communications Chairperson, SC-Service Chairperson

*** - Abbreviation: N/R - Never reported using the Lions Clubs website, N/A - Not applicable, No password registered for the Lions Clubs website.

**** - Abbreviation: N - New, IP - Immediate Past, R - Repeat.




Club Health Assessment for District 4 C4 through January 2025

			Status	Membership							Reports					Finance		LCIF
Club Number	Club Name	Charter Date		Current Member Count	YTD Members Added	YTD Members Dropped	YTD Net Growth	YTD Net Growth%	Member Count 12 Months Ago	Avg. length of service for dropped members	Months Since Last MMR ***	Yrs. Since Last Officer Report	President Rotation	Vice President Reported ****	Months Since Last Activity Report ***	Account Balance	Donations for current Fiscal Year	
			Number of times on status quo within last two years	If below 15 members appears				If net loss is greater than 20% appears			If no report in 3 months appears in	When more than one year appears in	Number of repeat terms	Notes the officers that do not have an active	If no report at 12 months appears in red			
Clubs less than two years old																		
157190	San Francisco Bay Area Real Estate	03/20/2024	Active	22	0	0	0	0.00%	0		1		2	VP	2		\$100.00	
Clubs more than two years old																		
143178	Bay Area Global Outreach Exc Award (06/30/2021, 06/30/2022, 06/30/20	10/20/2020	Active	68	5	8	-3	-4.23%	65	4	1			N	2		\$2,200.00	
108466	BAY AREA SPECIAL OLYMPICS	05/25/2010	Active	19	0	0	0	0.00%	19		5			N	2		\$2,310.00	
2115	BRISBANE Exc Award (06/30/2018)	07/06/1948	Active	49	0	1	-1	-2.00%	52	31	3		2	N	SC	5	\$50.00	
2116	BURLINGAME	06/20/1929	Active	41	2	3	-1	-2.38%	40	7	0			N	0		\$1,200.00	
2117	DALY CITY HOST Exc Award (06/30/2019, 06/30/2021)	02/26/1941	Active	33	2	0	2	6.45%	29		1			R	0		\$350.00	
2120	FOSTER CITY Exc Award (06/30/2022)	01/24/1967	Active	39	1	0	1	2.63%	39		0			R	1		\$1,075.00	
142995	Foster City Bair Island Cyber Exc Award (06/30/2021, 06/30/2022)	10/10/2020	Active	32	10	0	10	45.45%	29		0			N	1		\$1,200.00	
2121	HALF MOON BAY Exc Award (06/30/2023, 06/30/2024)	01/16/1947	Active	40	5	4	1	2.56%	39	1	2			N	M,SC	0	\$1,100.00	
2123	MENLO PARK LIVE OAK Exc Award (06/30/2023)	02/26/1962	Active	40	0	0	0	0.00%	43		3			N	SC	0	\$500.00	
2124	MILLBRAE Exc Award (06/30/2018, 06/30/2022)	01/04/1938	Active	73	0	7	-7	-8.75%	82	19	0		2	R	SC	2	\$200.00	
2125	PACIFICA	01/13/1949	Active	25	2	0	2	8.70%	26		3			N	M,SC	0	\$300.00	
115782	PENINSULA SPECIAL INTEREST Exc Award (06/30/2019, 06/30/2022)	01/17/2012	Active	24	3	2	1	4.35%	23	3	1			VP,SC	0			
116520	PENINSULA VETERANS Exc Award (06/30/2021, 06/30/2022)	04/04/2012	Active	33	1	3	-2	-5.71%	39	6	0			VP	0		\$50.00	
126495	Redwood City Downtown Lions Club	01/08/2016	Active	5	1	1	0	0.00%	5	2	2		3	M,VP,SC	4			



Club Health Assessment for District 4 C4 through January 2025

			Status	Membership							Reports					Finance		LCIF
Club Number	Club Name	Charter Date		Current Member Count	YTD Members Added	YTD Members Dropped	YTD Net Growth	YTD Net Growth%	Member Count 12 Months Ago	Avg. length of service for dropped members	Months Since Last MMR ***	Yrs. Since Last Officer Report	President Rotation	Vice President Reported ****	Months Since Last Activity Report ***	Account Balance	Donations for current Fiscal Year	
			Number of times on status quo within last two years	If below 15 members appears				If net loss is greater than 20% appears			If no report in 3 months appears in	When more than one year appears in	Number of repeat terms	Notes the officers that do not have appears in an active	If no report at 12 months red			
2130	REDWOOD CITY SUNRISE	11/02/1966	Active	8	0	0	0	0.00%	8		8		4	R	M,SC	0	\$100.00	
51819	REDWOOD SHORES	06/28/1991	Active	24	2	2	0	0.00%	24	5	0		2	R		0		
	Exc Award (06/30/2023)																	
2131	SAN BRUNO	09/03/1943	Active	41	4	5	-1	-2.38%	41	7	1			N		0	\$2,767.00	
	Exc Award (06/30/2018, 06/30/2019, 06/30/20)																	
2132	SAN CARLOS	03/18/1938	Active	76	4	4	0	0.00%	84	8	0			N		3	\$8,010.00	
	Exc Award (06/30/2019, 06/30/2023)																	
45055	SAN FRAN OCEAN INGLESIDE	06/07/1985	Active	15	0	3	-3	-16.67%	17	20	2		None		P,VP,SC	2	\$130.00	
	Exc Award (06/30/2021, 06/30/2022, 06/30/20)																	
127600	San Francisco Bay Area	05/31/2016	P- Active	36	4	4	0	0.00%	34	5	0		2		M,VP,SC	2	\$1,000.00	
64165	SAN FRANCISCO BAY AREA NEW CENTURY	04/09/2001	Active	6	1	1	0	0.00%	6	2	6				M,VP,SC	3	\$1,000.00	
98625	SAN FRANCISCO BAYVIEW HUNTERS POINT	02/22/2007	Active	10	0	0	0	0.00%	10		3		3		M,VP,SC	4		
2134	SAN FRANCISCO CHINATOWN	05/14/1952	Active	73	4	7	-3	-3.95%	71	7	0		2	N		2	\$5,500.00	
	Exc Award (06/30/2016, 06/30/2021, 06/30/20)																	
96838	SAN FRANCISCO CIRCLE	05/25/2006	Cancelled(8*)	0	0	21	-21	-100.00%	20	9	4		None		P,S,T,M,VP SC	3	90+ Days	
136895	San Francisco Cosmopolitan	11/29/2018	Active	34	12	6	6	21.43%	28	4	1			N		3		
	Exc Award (06/30/2019)																	
129687	San Francisco Dynamic	12/27/2016	Active	32	5	3	2	6.67%	36	1	5			N		0	\$100.00	
	Exc Award (06/30/2022, 06/30/2024)																	
2135	SAN FRANCISCO FIL AM	06/02/1971	Active	57	12	5	7	14.00%	50	2	0			N		2	90+ Days	
	Exc Award (06/30/2016, 06/30/2020, 06/30/20)																\$1,250.00	
2136	SAN FRANCISCO GENEVA-EXCELSIOR	12/13/1950	Active	18	0	0	0	0.00%	17		7		2	R	SC	0	\$10.00	
150549	San Francisco Global Art Cyber	05/08/2022	Active	22	0	0	0	0.00%	22		7		4		M,VP	12		
141756	San Francisco Global Business	06/26/2020	Active	28	0	0	0	0.00%	29		1		6	R	M,SC	1		
	Exc Award (06/30/2022)																	
149636	San Francisco Global Health Care Cyber	02/01/2022	Active	28	4	1	3	12.00%	24	3	1		3	N		1		



Club Health Assessment for District 4 C4 through January 2025

			Status	Membership							Reports					Finance		LCIF
Club Number	Club Name	Charter Date		Current Member Count	YTD Members Added	YTD Members Dropped	YTD Net Growth	YTD Net Growth%	Member Count 12 Months Ago	Avg. length of service for dropped members	Months Since Last MMR ***	Yrs. Since Last Officer Report	President Rotation	Vice President Reported ****	Months Since Last Activity Report ***	Account Balance	Donations for current Fiscal Year	
			Number of times on status quo within last two years	If below 15 members appears				If net loss is greater than 20% appears			If no report in 3 months appears in	When more than one year appears in	Number of repeat terms	Notes the officers that do not have an active	If no report at 12 months appears in red			
147738	San Francisco Healthcare Providers Cyber	09/02/2021	Active	47	10	2	8	20.51%	44	2	2		2	N	1			
53644	SAN FRANCISCO HIGHLANDS	09/04/1992	Active	16	0	0	0	0.00%	16		7		6	R	3			
47944	SAN FRANCISCO HISPANIC	12/14/1987	Cancelled(6*)	0	0	2	-2	-100.00%	2	27	2		None	P,S,T,M,VP SC	3			
2133	SAN FRANCISCO HOST Exc Award (06/30/2016)	03/30/1920	Active	34	3	1	2	6.25%	42	16	3			N	1		\$100.00	
143897	San Francisco Keystone	12/15/2020	Active	11	0	1	-1	-8.33%	12	1	6			N	3			
53787	SAN FRANCISCO KOREAN AMERICAN Exc Award (06/30/2021, 06/30/2022, 06/30/20)	11/09/1992	Active	47	3	0	3	6.82%	43		0			N	2		\$500.00	
117165	SAN FRANCISCO LATINOS UNIDOS Exc Award (06/30/2018, 06/30/2019)	06/14/2012	Active	31	0	0	0	0.00%	31		8		11	R	2			
2137	SAN FRANCISCO MARINA-NO BEACH	09/01/1938	Active	19	0	0	0	0.00%	18		5		2	N	2		\$200.00	
57453	SAN FRANCISCO MERCED HEIGHTS Exc Award (06/30/2019)	10/31/1995	Active	10	0	0	0	0.00%	10		10		6	R	M	2		
2139	SAN FRANCISCO NIKKEI	05/03/1961	Active	18	0	0	0	0.00%	16		7		5	R	SC	2	\$50.00	
128852	San Francisco Nueva Vizcaya	09/08/2016	Active	26	0	0	0	0.00%	26		10		2	R	M,SC	4		
2142	SAN FRANCISCO PARK PRESIDIO SUNSET	06/07/1944	Active	24	5	1	4	20.00%	20	16	1		5		M,VP,SC	3	\$400.00	
96837	SAN FRANCISCO PREMIER Exc Award (06/30/2022, 06/30/2023, 06/30/20)	04/03/2006	Active	44	8	6	2	4.76%	44	5	1			N	2		\$200.00	
144468	San Francisco Special Choir	12/28/2020	Active	14	3	4	-1	-6.67%	12	3	0		5	R	4		\$200.00	
128334	San Francisco Unified Exc Award (06/30/2019, 06/30/2022, 06/30/20)	07/26/2016	Active	94	4	13	-9	-8.74%	102	2	2		2	R	1		\$1,100.00	
121507	San Francisco Veterans Exc Award (06/30/2022)	03/12/2014	Active	23	1	1	0	0.00%	23	11	2		3	N	M,SC	4		
78492	SAN MATEO	03/15/2004	Active	16	1	2	-1	-5.88%	17	17	1		3	N	3		\$25.00	
125868	San Mateo County First Responders	09/28/2015	Active	4	0	1	-1	-20.00%	7	9	4		2		M,VP,SC	2		



Club Health Assessment for District 4 C4 through January 2025

INTERNATIONAL

Club Number	Club Name	Charter Date	Status	Membership						Reports				Finance		LCIF	
				Current Member Count	YTD Members Added	YTD Members Dropped	YTD Net Growth	YTD Net Growth%	Member Count 12 Months Ago	Avg. length of service for dropped members	Months Since Last MMR ***	Yrs. Since Last Officer Report	President Rotation	Vice President Reported ****	Months Since Last Activity Report ***	Account Balance	Donations for current Fiscal Year
			Number of times on status quo within last two years	If below 15 members appears				If net loss is greater than 20% appears			If no report in 3 months appears in	When more than one year appears in	Number of repeat terms	Notes the officers that do not have an active	If no report at 12 months appears in red		
97419	SAN MATEO METROPOLITAN	06/28/2006	Active	108	13	13	0	0.00%	117	4	0			N	2		\$15,000.00
	Exc Award (06/30/2022, 06/30/2024)																
125993	Silicon Valley	10/16/2015	Active	27	8	0	8	42.11%	18		0		2	R	2		\$2,000.00
126169	Silicon Valley Cyber	01/18/2016	Active	55	1	32	-31	-36.05%	82	5	0		5		M,VP	2	\$300.00
	Exc Award (06/30/2019)																
147623	Silicon Valley Global Innovation	07/18/2021	Active	58	23	46	-23	-28.40%	81	3	0			N	M,SC	2	90+ Days \$400.00
56297	SO SAN FRANCISCO GOLDEN GATE	12/02/1994	Active	36	2	2	0	0.00%	40	1	0			N	M	0	\$3,066.66
	Exc Award (06/30/2022)																
2149	SOUTH SAN FRANCISCO HOST	12/02/1946	Active	15	0	0	0	0.00%	15		9		8	R	M,SC	3	

Clubs Cancelled Previous Fiscal Year – Clubs Cancelled within last 12 months may be reinstated

Club Number	Club Name	Charter Date	Current Status*	Cancellation Date
150504	OneVet OneVoice SF	06/29/2022	Cancelled(8*)	12/29/2023
126150	San Francisco Aeta	11/10/2015	Cancelled(6*)	06/29/2024
128944	San Francisco Buddha	10/28/2016	Cancelled(8*)	12/29/2023
130839	San Francisco Financial Rescue	05/15/2017	Cancelled(6*)	06/29/2024

Current Total Clubs Count	YTD New Clubs Count	YTD Cancelled Clubs Count	YTD Net Club Gain	Current Total Members Count	YTD Add	YTD Drop	YTD Net Growth	YTD Net Growth %	Member Count 12 Months Ago	Average Member Count Per Club	% of Clubs with less than 20 members	% No MMR in 3 Months	% No Officer Report in 12 Months	% of Clubs with balance 90+ days	Number of Clubs in Status Quo	% Status Quo Clubs in Financial Suspension	Number of Cancelled Clubs	Average Cancelled Club Age	Members Lost Due to Cancellation	% of Clubs Cancelled for Non-Financial Reasons
54	0	2	-2	1,828	169	218	-49	-2.61%	1,889	34	30%	37%	0%	4%	0	0%	2	40	23	-50%

* - P - Priority Club. Cancellation Reasons: 1-Objectives/conduct, 2-Non-active club, 5-Non-existing club, 6-Disbanding, 7-Merger, 8-Financial Suspension, 9-District/Multiple District Dues.

** - Abbreviation: P-President, S-Secretary, T-Treasurer, M-Member Chairperson, VP-First Vice President, MC-Communications Chairperson, SC-Service Chairperson

*** - Abbreviation: N/R - Never reported using the Lions Clubs website, N/A - Not applicable, No password registered for the Lions Clubs website.

**** - Abbreviation: N - New, IP - Immediate Past, R - Repeat.



Club Health Assessment for District 4 C5 through January 2025

			Status	Membership							Reports					Finance		LCIF
Club Number	Club Name	Charter Date		Current Member Count	YTD Members Added	YTD Members Dropped	YTD Net Growth	YTD Net Growth%	Member Count 12 Months Ago	Avg. length of service for dropped members	Months Since Last MMR ***	Yrs. Since Last Officer Report	President Rotation	Vice President Reported ****	Months Since Last Activity Report ***	Account Balance	Donations for current Fiscal Year	
			Number of times on status quo within last two years	If below 15 members appears					If net loss is greater than 20% appears			If no report in 3 months appears in	When more than one year appears in	Number of repeat terms	Notes the officers that do not have an active	If no report at 12 months appears in red		
Clubs less than two years old																		
176939	Sacramento Antelope Friends of Veterans	08/29/2024	Active	23	26	3	23	100.00%	0	0	0			N	SC	0		\$70.00
153890	Sacramento BeauVita	04/04/2023	Active	78	40	83	-43	-35.54%	139	1	1			R	M,SC	3		\$20.00
Clubs more than two years old																		
2155	AUBURN 49ER	11/20/1969	Active	27	0	1	-1	-3.57%	31	14	1			N	M,SC	0		\$20.00
Exc Award (06/30/2022)																		
2154	AUBURN HOST	01/11/1927	Active	28	1	3	-2	-6.67%	30	10	0			R	SC	2		\$20.00
2158	COLFAX	05/10/1928	Active	22	2	10	-8	-26.67%	32	7	1		2	N	M,SC	0		\$720.00
2160	COUNTRY CLUB	06/13/1963	Active	14	0	1	-1	-6.67%	16	3	2		2		M,VP,SC	0		\$1,020.00
118841	DAVIS AGGIE	02/25/2013	Cancelled(8*)	0	2	13	-11	-100.00%	11	3	1		None		P,S,T,M,VP SC	3	90+ Days	\$20.00
2163	DELTA L C	03/04/1969	Active	9	3	1	2	28.57%	7	21	0		13		M,VP,SC	3		\$120.00
2164	DOWNIEVILLE	04/22/1938	Active	14	0	4	-4	-22.22%	20	11	0		2	R	M,SC	4		\$20.00
2166	ELK GROVE	02/05/1951	Active	48	1	0	1	2.13%	47		5			N	M,SC	1		\$643.90
Exc Award (06/30/2019, 06/30/2022)																		
39120	ESPARTO	12/29/1980	Active	12	0	3	-3	-20.00%	17	15	0		8		M,VP,SC	5		\$60.00
2170	FOLSOM CITY HOST	04/20/1938	Active(1)	14	0	3	-3	-17.65%	18	26	1			R	M,SC	4		\$1,020.00
65496	FOLSOM LAKE	06/14/2002	Active	19	0	0	0	0.00%	19		9			N		0	90+ Days	\$1,020.00
Exc Award (06/30/2021, 06/30/2022, 06/30/20)																		
2171	FORESTHILL	08/31/1948	Active	39	4	5	-1	-2.50%	38	11	0			N		0		\$40.00
Exc Award (06/30/2023)																		
2172	GALT	05/23/1963	Active	28	2	11	-9	-24.32%	37	7	0			N	SC	2		\$20.00
Exc Award (06/30/2021)																		
85051	GRASS VALLEY FOOTHILL	03/16/2005	Active	14	3	2	1	7.69%	13	19	0			N	M,SC	0		\$1,020.00
31987	GRASS VALLEY GOLD COUNTRY	04/05/1976	Active	15	0	0	0	0.00%	16		1			IP	M,SC	13		\$520.00
Exc Award (06/30/2022)																		
2173	GRASS VALLEY HOST	04/19/1928	Active	13	0	0	0	0.00%	11		9		4		VP,SC	5		\$20.00



Club Health Assessment for District 4 C5 through January 2025

			Status	Membership							Reports					Finance	LCIF	
Club Number	Club Name	Charter Date		Current Member Count	YTD Members Added	YTD Members Dropped	YTD Net Growth	YTD Net Growth%	Member Count 12 Months Ago	Avg. length of service for members	Months Since Last MMR ***	Yrs. Since Last Officer Report	President Rotation	Vice President Reported ****	Months Since Last Activity Report ***	Account Balance	Donations for current Fiscal Year	
			Number of times on status quo within last two years	If below 15 members appears				If net loss is greater than 20% appears			If no report in 3 months appears in	When more than one year appears in	Number of repeat terms	Notes the officers that do not have an active	If no report at 12 months red			
34933	HIGGINS DIGGINS L C	01/16/1978	Active	45	5	1	4	9.76%	44	10	4			N	P,SC	0		\$1,490.00
Exc Award (06/30/2018, 06/30/2019, 06/30/2020)																		
108971	LINCOLN HILLS	07/28/2010	Cancelled(6*)	0	0	16	-16	-100.00%	16	15	5	1	None		P,S,T,M,VP SC	15	90+ Days	\$20.00
2175	LINCOLN HOST	10/17/1955	Active	10	0	2	-2	-16.67%	13	45	0		2	R	T,VP	3		\$20.00
2176	LOOMIS	10/12/1953	Active(1)	41	4	4	0	0.00%	41	18	0			N	M,SC	3		\$20.00
2177	MEADOW VISTAAREA L C	07/11/1973	Active	25	1	0	1	4.17%	28		4			N	T,M,SC	3		\$1,420.00
2178	MOTHER LODGE	03/18/1948	Active	46	2	1	1	2.22%	46	42	2				VP,SC	3		\$106.00
Exc Award (06/30/2023)																		
2179	NEVADA CITY	01/07/1947	Active	7	0	4	-4	-36.36%	14	18	0			N	SC	4		\$20.00
36289	PENN VALLEY HI-GRADERS L C	12/11/1978	Active	25	3	3	0	0.00%	25	2	3			N	SC	0		\$1,020.00
Exc Award (06/30/2017, 06/30/2022)																		
2183	PLACERVILLE	07/01/1924	Active	16	0	0	0	0.00%	15		6		3	N	M,SC	0		\$20.00
54026	PRIDE OF LAGUNA CRK	02/02/1993	Active	36	2	1	1	2.86%	35	14	3			N	M,SC	0		\$1,294.00
2185	RIO LINDA	08/30/1951	Active	31	12	28	-16	-34.04%	38	6	0			N	SC	0		\$170.00
Exc Award (06/30/2022, 06/30/2023, 06/30/2024)																		
151155	Rio Linda Elverta Country	06/28/2022	Active(1)	15	0	0	0	0.00%	16		7				M,VP,SC	10		\$20.00
2186	ROCKLIN	04/13/1955	Active	13	0	0	0	0.00%	12		1			N	M,SC	3	90+ Days	\$80.00
2187	ROSEVILLE HOST	03/04/1925	Active	26	1	2	-1	-3.70%	26	8	0			N	M,SC	0		\$20.00
Exc Award (06/30/2021, 06/30/2022)																		
2188	ROSEVILLE SUNRISE	06/03/1969	Active	31	1	0	1	3.33%	30		4			N		0		\$2,020.00
Exc Award (06/30/2017, 06/30/2022, 06/30/2024)																		
53907	SACRAMENTO ANTELOPE	12/18/1992	Active	24	2	2	0	0.00%	23	3	5			N		0		\$70.00
Exc Award (06/30/2021, 06/30/2022, 06/30/2024)																		
129945	Sacramento Camellia	01/27/2017	Active	35	3	0	3	9.38%	32		0			N		3		\$20.00
Exc Award (06/30/2022, 06/30/2024)																		
2191	SACRAMENTO CAPITOL	10/29/1953	Active	33	0	0	0	0.00%	46		6		2	N	SC	0		\$2,020.00
2190	SACRAMENTO EMBARCADERO	11/26/1973	Active	31	0	2	-2	-6.06%	35	12	1			N	M,SC	0		\$1,170.00



Club Health Assessment for District 4 C5 through January 2025

			Status	Membership							Reports					Finance		LCIF			
Club Number	Club Name	Charter Date		Current Member Count	YTD Members Added	YTD Members Dropped	YTD Net Growth	YTD Net Growth%	Member Count 12 Months Ago	Avg. length of service for dropped members	Months Since Last MMR ***	Yrs. Since Last Officer Report	President Rotation	Vice President Reported ****	Months Since Last Activity Report ***	Account Balance	Donations for current Fiscal Year				
			Number of times on status quo within last two years	If below 15 members appears					If net loss is greater than 20% appears						If no report in 3 months appears in	When more than one year appears in	Number of repeat terms	Notes the officers that do not have an active red	If no report in 12 months appears in		
Exc Award (06/30/2021)																					
2193	SACRAMENTO FORT SUTTE	02/11/1927	Active	17	0	0	0	0.00%	17		0			N	VP,SC	3				\$20.00	
57118	SACRAMENTO GOLDEN STATE	06/26/1995	Active	21	0	9	-9	-30.00%	29	4	1		2		S,VP	3				\$40.00	
Exc Award (06/30/2022)																					
36544	SACRAMENTO MABUHAY	02/27/1979	Active	30	11	3	8	36.36%	29	2	1			R	M	0				\$40.00	
54715	SACRAMENTO MAHARLIKA	07/06/1993	Active	62	5	2	3	5.08%	55	4	2			N		0				\$20.00	
Exc Award (06/30/2021, 06/30/2023, 06/30/2024)																					
141726	Sacramento Malaya	06/16/2020	Active	32	7	18	-11	-25.58%	44	3	1			IP		4				\$20.00	
Exc Award (06/30/2022)																					
111417	SACRAMENTO METROPOLITAN	06/22/2011	Cancelled(6*)	0	0	9	-9	-100.00%	9	12	6	1	None		P,S,T,M,VP SC	15	90+ Days			\$20.00	
59328	SACRAMENTO MIDTOWN	04/03/1997	Active	18	4	1	3	20.00%	15	0	3			N	M,SC	1				\$120.00	
Exc Award (06/30/2022)																					
134266	Sacramento Nepalese	04/19/2018	Active(2)	5	0	3	-3	-37.50%	11	3	6		3		M,VP,SC	17				\$20.00	
Exc Award (06/30/2021)																					
2194	SACRAMENTO SENATOR	04/06/1954	Active	44	0	6	-6	-12.00%	49	14	2		2	R	SC	5				\$1,640.00	
Exc Award (06/30/2023, 06/30/2024)																					
41134	SACRAMENTO VALLEY HI	04/13/1982	Active	28	4	7	-3	-9.68%	31	3	2			N	M,SC	1				\$20.00	
Exc Award (06/30/2024)																					
2198	WOODLAND HOST	10/27/1922	Active	33	1	0	1	3.13%	34		0		2	N	SC	0				\$1,029.00	
Exc Award (06/30/2021, 06/30/2022)																					
2199	WOODLAND REVEILLE	05/12/1970	Active	12	0	1	-1	-7.69%	14	55	1		5		M,VP,SC	1				\$20.00	
67278	WOODLAND YOLO SUNSET	02/11/2003	Active	13	0	0	0	0.00%	13		6		2	N	SC	0				\$20.00	

Clubs Cancelled Previous Fiscal Year – Clubs Cancelled within last 12 months may be reinstated

Club Number	Club Name	Charter Date	Current Status*	Cancellation Date
52446	NEWCASTLE GOLDEN SPIKE	01/24/1992	Cancelled(6*)	07/29/2023
29448	WINTERS	06/21/1974	Cancelled(6*)	07/29/2023



Club Health Assessment for District 4 C5 through January 2025

Club Number			Club Name			Charter Date			Status					Membership					Reports					Finance		LCIF
									Current Member Count	YTD Members Added	YTD Members Dropped	YTD Net Growth	YTD Net Growth%	Member Count 12 Months Ago	Avg. length of service for dropped members	Months Since Last MMR ***	Yrs. Since Last Officer Report	President Rotation	Vice President Reported ****	Months Since Last Activity Report ***	Account Balance	Donations for current Fiscal Year				
									Number of times on status quo within last two years	If below 15 members appears			If net loss is greater than 20% appears			If no report in 3 months appears in			When more than one year appears in	Number of repeat terms	Notes the officers that do not have an active			If no report at 12 months appears in red		
Current Total Clubs Count	YTD New Clubs Count	YTD Cancelled Clubs Count	YTD Net Club Gain	Current Total Members Count	YTD Add	YTD Drop	YTD Net Growth	YTD Net Growth %	Member Count 12 Months Ago	Average Member Count Per Club	% of Clubs with less than 20 members	% No MMR in 3 Months	% No Officer Report in 12 Months	% of Clubs with balance 90+ days	Number of Clubs in Status Quo	% Status Quo Clubs in Financial Suspension	Number of Cancelled Clubs	Average Cancelled Club Age	Members Lost Due to Cancellation	% of Clubs Cancelled for Non-Financial Reasons						
47	1	3	-2	1,222	152	268	-116	-8.67%	1,387	26	40%	32%	0%	4%	0	0%	3	40	38	67%						

* - P - Priority Club. Cancellation Reasons: 1-Objectives/conduct, 2-Non-active club, 5-Non-existing club, 6-Disbanding, 7-Merger, 8-Financial Suspension, 9-District/Multiple District Dues.

** - Abbreviation: P-President, S-Secretary, T-Treasurer, M-Member Chairperson, VP-First Vice President, MC-Communications Chairperson, SC-Service Chairperson

*** - Abbreviation: N/R - Never reported using the Lions Clubs website, N/A - Not applicable, No password registered for the Lions Clubs website.

**** - Abbreviation: N - New, IP - Immediate Past, R - Repeat.



Club Health Assessment for District 4 C6 through January 2025

			Status	Membership							Reports					Finance	LCIF
Club Number	Club Name	Charter Date		Current Member Count	YTD Members Added	YTD Members Dropped	YTD Net Growth	YTD Net Growth%	Member Count 12 Months Ago	Avg. length of service for dropped members	Months Since Last MMR ***	Yrs. Since Last Officer Report	President Rotation	Vice President Reported ****	Months Since Last Activity Report ***	Account Balance	Donations for current Fiscal Year
			Number of times on status quo within last two years	If below 15 members appears				If net loss is greater than 20% appears			If no report in 3 months appears in	When more than one year appears in	Number of repeat terms	Notes the officers that do not have an active	If no report at 12 months appears in red		
Clubs less than two years old																	
156030	Milpitas Dragonfly	09/18/2023	Active(1)	18	0	0	0	0.00%	23		7		2	R	M,SC	0	\$120.00
Clubs more than two years old																	
2201	CABRILLO HOST	02/22/1961	Active(1)	26	2	1	1	4.00%	26	8	1			IP	SC	2	\$40.00
Exc Award (06/30/2017)																	
142383	Capitola Coast	08/13/2020	Active	15	4	4	0	0.00%	15	2	4			N		2	\$720.00
2205	CARMEL HOST	10/30/1942	Active	24	4	1	3	14.29%	24	3	0		2	R		2	\$1,080.00
102621	CARMEL MISSION TRAIL	06/23/2008	Active	19	0	3	-3	-13.64%	21	7	3		2	N	SC	1	\$420.00
Exc Award (06/30/2017)																	
2209	CUPERTINO DE ANZA	01/12/1969	Active(1)	42	0	0	0	0.00%	44		4			N	M,SC	2	\$50.00
Exc Award (06/30/2023)																	
2208	CUPERTINO HOST	11/06/1951	Active	33	1	1	0	0.00%	33	0	0			N	SC	1	90+ Days \$1,245.00
40588	FREEDOM	12/31/1981	Active	32	0	0	0	0.00%	33		1			N	SC	3	\$567.00
2210	GILROY	03/22/1956	Active	12	0	5	-5	-29.41%	17	23	1		5	R	M,SC	0	\$270.00
2212	GREENFIELD	10/12/1948	Active	15	0	0	0	0.00%	22		7		4	R	VP,SC	11	\$20.00
29728	HOLLISTER	08/23/1974	Active	12	2	6	-4	-25.00%	14	24	2			IP		2	\$1,380.00
Exc Award (06/30/2023)																	
2213	KING CITY	10/15/1945	Active	37	2	3	-1	-2.63%	33	20	2			IP	SC	1	\$2,915.00
2215	LOS GATOS	12/14/1945	Active	90	8	3	5	5.88%	84	20	0			N	SC	2	\$13,310.00
Exc Award (06/30/2018, 06/30/2024)																	
42975	MARINA	08/11/1983	P- Active	0	0	14	-14	-100.00%	14	14	3		None		P,S,T,M,VP SC	16	\$20.00
Exc Award (06/30/2016)																	
66811	MILPITAS EXECUTIVE	11/13/2002	Active	64	11	2	9	16.36%	55	7	2		2	N	SC	2	\$280.00
Exc Award (06/30/2019, 06/30/2024)																	
109101	MILPITAS GATEWAY SILICON VALLEY	09/03/2010	Active(1)	36	1	1	0	0.00%	38	1	2		2	R		2	\$12,711.00
Exc Award (06/30/2023)																	
2218	MONTEREY OLD CAPITOL	06/18/1964	Active	16	0	0	0	0.00%	16		6		6		P,T,M,VP,SC	24+	



Club Health Assessment for District 4 C6 through January 2025

			Status	Membership							Reports					Finance		LCIF
Club Number	Club Name	Charter Date		Current Member Count	YTD Members Added	YTD Members Dropped	YTD Net Growth	YTD Net Growth%	Member Count 12 Months Ago	Avg. length of service for dropped members	Months Since Last MMR ***	Yrs. Since Last Officer Report	President Rotation	Vice President Reported ****	Months Since Last Activity Report ***	Account Balance	Donations for current Fiscal Year	
			Number of times on status quo within last two years	If below 15 members appears				If net loss is greater than 20% appears			If no report in 3 months appears in	When more than one year appears in	Number of repeat terms	Notes the officers that do not have an active	If no report at 12 months appears in red			
31988	PRUNEDALE HOST	04/07/1976	Active	21	1	1	0	0.00%	21	21	4		2	P,T,M,VP,SC	5		\$630.00	
Exc Award (06/30/2021, 06/30/2023)																		
2225	SALINAS HOST	03/31/1938	Active	24	0	5	-5	-17.24%	26	14	1		7	R SC	1		\$1,460.00	
2232	SAN JOSE ALMADEN SUPER	01/31/1956	Active	43	1	0	1	2.38%	38		3		2	R	0		\$5,480.00	
Exc Award (06/30/2023, 06/30/2024)																		
2231	SAN JOSE CAMPBELL W SAN JOSE	05/08/1952	Active	32	3	6	-3	-8.57%	36	15	0			VP	0		\$4,840.00	
Exc Award (06/30/2021)																		
110100	SAN JOSE JAPANTOWN	01/11/2011	Active	17	3	0	3	21.43%	14		0		4	VP,SC	4			
138223	San Jose Kaisahan Unity	06/07/2019	Active	22	3	7	-4	-15.38%	28	2	1			R S,SC	1		\$1,330.00	
28171	SAN JOSE LOS AMIGOS	03/26/1974	Active(2)	15	0	0	0	0.00%	17		7			S,M,VP,SC	1		\$140.00	
66523	SAN JOSE PIONEER	07/16/2002	Active(1)	36	0	5	-5	-12.20%	41	7	4			N SC	16			
47861	SAN JOSE SAMPAGUITA	11/24/1987	Active	22	0	2	-2	-8.33%	23	9	1		2	R	0		\$1,470.00	
Exc Award (06/30/2021, 06/30/2024)																		
59329	SAN JOSE SCALES OF JUSTICE	04/08/1997	Active	17	2	2	0	0.00%	18	22	0			VP,SC	0	90+ Days	\$3,358.00	
Exc Award (06/30/2021)																		
151564	San Jose Sunshine	08/26/2022	Active(1)	14	0	1	-1	-6.67%	11	2	0		3	T,M,VP,SC	2			
106291	SAN JOSE WILLOW GLEN	08/17/2009	Active	15	4	0	4	36.36%	12		0		2	R M,SC	0		\$450.00	
2236	SAN MARTIN	10/19/1951	Active	19	2	2	0	0.00%	17	15	1		3	M,VP,SC	1		\$7,218.00	
2237	SANTA CLARA HOST	05/16/1947	Active	11	0	0	0	0.00%	12		7		7	M,VP,SC	2		\$410.00	
2238	SANTA CRUZ HOST	06/27/1929	Active	48	1	5	-4	-7.69%	47	32	0			N	2		\$195.00	
2240	SARATOGA	02/21/1947	Active(1)	4	0	1	-1	-20.00%	6	8	5		3	M,VP,SC	5		\$20.00	
Exc Award (06/30/2018)																		
2242	SEASIDE	10/24/1946	Active	8	0	0	0	0.00%	7		4			IP M,SC	3		\$20.00	
138637	Silicon Valley Roaring Cyber	06/21/2019	Active	13	1	0	1	8.33%	12		1		4	M,VP,SC	0		\$1,125.00	
2243	SOLEDAD	09/12/1947	Active	23	1	1	0	0.00%	23	0	5			R P,M,VP,SC	13		\$20.00	
132212	Sunnyvale Everest	07/14/2017	Active(4)	19	0	0	0	0.00%	14		5		2	R SC	0			



Club Health Assessment for District 4 C6 through January 2025

INTERNATIONAL

Club Number	Club Name	Charter Date	Status	Membership							Reports				Finance	LCIF	
			Current Member Count	YTD Members Added	YTD Members Dropped	YTD Net Growth	YTD Net Growth%	Member Count 12 Months Ago	Avg. length of service for dropped members	Months Since Last MMR ***	Yrs. Since Last Officer Report	President Rotation	Vice President Reported ****	Months Since Last Activity Report ***	Account Balance	Donations for current Fiscal Year	
			Number of times on status quo within last two years	If below 15 members appears				If net loss is greater than 20% appears			If no report in 3 months appears in	When more than one year appears in	Number of repeat terms	Notes the officers that do not have an active	If no report at 12 months appears in red		
2244	SUNNYVALE HOST	03/23/1932	Active	30	1	2	-1	-3.23%	33	4	1		N		1		\$1,240.00

Clubs Cancelled Previous Fiscal Year – Clubs Cancelled within last 12 months may be reinstated

Club Number	Club Name	Charter Date	Current Status*	Cancellation Date
124162	Gonzales Lions	02/13/2015	Cancelled(8*)	12/29/2023
2220	MORGAN HILL	08/10/1938	Cancelled(6*)	01/29/2024
29250	SAN JOSE MAHARLIKA	05/15/1974	Cancelled(8*)	06/29/2024
136859	Silicon Valley Scholars Cyber	04/18/2019	Cancelled(8*)	12/29/2023

Current Total Clubs Count	YTD New Clubs Count	YTD Cancelled Clubs Count	YTD Net Club Gain	Current Total Members Count	YTD Add	YTD Drop	YTD Net Growth	YTD Net Growth %	Member Count 12 Months Ago	Average Member Count Per Club	% of Clubs with less than 20 members	% No MMR in 3 Months	% No Officer Report in 12 Months	% of Clubs with balance 90+ days	Number of Clubs in Status Quo	% Status Quo Clubs in Financial Suspension	Number of Cancelled Clubs	Average Cancelled Club Age	Members Lost Due to Cancellation	% of Clubs Cancelled for Non-Financial Reasons
38	0	0	0	944	58	84	-26	-2.68%	968	25	50%	42%	0%	5%	0	0%	0	0	0	0%

* - P - Priority Club. Cancellation Reasons: 1-Objectives/conduct, 2-Non-active club, 5-Non-existing club, 6-Disbanding, 7-Merger, 8-Financial Suspension, 9-District/Multiple District Dues.

** - Abbreviation: P-President, S-Secretary, T-Treasurer, M-Member Chairperson, VP-First Vice President, MC-Communications Chairperson, SC-Service Chairperson

*** - Abbreviation: N/R - Never reported using the Lions Clubs website, N/A - Not applicable, No password registered for the Lions Clubs website.

**** - Abbreviation: N - New, IP - Immediate Past, R - Repeat.



Club Health Assessment for District 4 A1 through January 2025

			Status	Membership							Reports					Finance		LCIF
Club Number	Club Name	Charter Date		Current Member Count	YTD Members Added	YTD Members Dropped	YTD Net Growth	YTD Net Growth%	Member Count 12 Months Ago	Avg. length of service for dropped members	Months Since Last MMR ***	Yrs. Since Last Officer Report	President Rotation	Vice President Reported ****	Months Since Last Activity Report ***	Account Balance	Donations for current Fiscal Year	
			Number of times on status quo within last two years	If below 15 members appears				If net loss is greater than 20% appears			If no report in 3 months appears in	When more than one year appears in	Number of repeat terms	Notes the officers that do not have an active	If no report at 12 months appears in red			
Clubs more than two years old																		
40408	ARNOLD	10/09/1981	Active	12	0	2	-2	-14.29%	15	25	2		2	N	M,SC	5		
2248	ATWATER WINTON	09/27/1950	Active	35	2	12	-10	-22.22%	48	4	0			N		1	\$1,200.00	
Exc Award (06/30/2021, 06/30/2023)																		
2249	BASS LAKE	01/30/1973	Active	15	0	2	-2	-11.76%	20	8	0		2		M,VP,SC	0		
2250	CERES	05/16/1947	Active	91	6	3	3	3.41%	98	14	0			N	M,SC	0		
Exc Award (06/30/2018)																		
2251	CHOWCHILLA	01/28/1928	Active	18	0	0	0	0.00%	16		7		3		M,VP,SC	5		
98271	CHOWCHILLA LIONESS	01/15/2007	Active	11	1	4	-3	-21.43%	15	12	0		6		M,VP,SC	0		
2252	CLEMENTS LOCKEFORD	03/11/1949	Active	41	0	0	0	0.00%	41		6				M,VP,SC	11		
47759	COPPEROPOLIS LAKE TULLOCH	10/13/1987	Active	42	3	6	-3	-6.67%	39	6	0		None	N	P	6		
2253	CROWS LANDING	04/26/1949	Active	19	0	0	0	0.00%	20		10		4	R	M,VP,SC	10	\$100.00	
2255	DENAIR	04/21/1949	Active	40	0	0	0	0.00%	40		2			N	M,SC	17		
2256	DOS PALOS	03/20/1967	Active	28	0	0	0	0.00%	32		7		12		M,VP,SC	7		
2258	ESCALON	03/07/1946	Active	38	0	3	-3	-7.32%	41	33	0			N		13		
2259	GUSTINE	10/11/1948	Active	23	0	0	0	0.00%	24		5		10	R	M,SC	18		
2260	HILMAR-IRWIN-STEVINSON L C	04/07/1965	Active	25	0	0	0	0.00%	27		3		2	R	SC	2		
135129	Hughson	06/22/2018	Active	44	1	0	1	2.33%	40		2			N	M,SC	3		
Exc Award (06/30/2023)																		
2263	JACKSON	02/18/1927	Active	100	8	11	-3	-2.91%	103	14	0			N	SC	0		
105237	LATHROP	04/13/2009	P- Active	13	3	1	2	18.18%	12	0	0		13	R	M,SC	1		
2265	LE GRAND	01/19/1940	Active(2)	18	1	7	-6	-25.00%	24	29	5				P,M,VP,SC	8		
2266	LINDEN	02/02/1951	Active	153	2	8	-6	-3.77%	155	14	0			N	SC	0	\$50.00	
Exc Award (06/30/2024)																		
2267	LIVINGSTON	02/11/1959	Active	20	0	0	0	0.00%	19		6		2	N	SC	5	\$50.00	
2268	LODI	01/18/1940	Active	23	0	0	0	0.00%	25		7				M,VP,SC	2		



Club Health Assessment for District 4 A1 through January 2025

			Status	Membership							Reports					Finance		LCIF
Club Number	Club Name	Charter Date		Current Member Count	YTD Members Added	YTD Members Dropped	YTD Net Growth	YTD Net Growth%	Member Count 12 Months Ago	Avg. length of service for dropped members	Months Since Last MMR ***	Yrs. Since Last Officer Report	President Rotation	Vice President Reported ****	Months Since Last Activity Report ***	Account Balance	Donations for current Fiscal Year	
			Number of times on status quo within last two years	If below 15 members appears				If net loss is greater than 20% appears			If no report in 3 months appears in	When more than one year appears in	Number of repeat terms	Notes the officers that do not have an active	If no report at 12 months appears in red			
46183	LODI MEXICAN AMERICAN	05/12/1986	P- Active(1)	20	0	1	-1	-4.76%	24	39	0			M,VP,SC	11		\$2,000.00	
2270	LOS BANOS	12/08/1944	Active	14	2	0	2	16.67%	12		0			N M,VP,SC	1		\$40.00	
61592	MADERA MADERA EVENING	03/08/1999	Active	46	2	3	-1	-2.13%	47	9	0			N M,SC	0		\$1,100.00	
Exc Award (06/30/2022, 06/30/2023)																		
2274	MARIPOSA	11/13/1940	Active	119	6	2	4	3.48%	106	9	0			N	3			
Exc Award (06/30/2021, 06/30/2023)																		
2276	MERCED BREAKFAST	05/05/1959	Active	53	1	3	-2	-3.64%	49	6	0			N SC	0		\$3,100.00	
Exc Award (06/30/2023)																		
143071	Merced County LE Lions	10/13/2020	Active(1)	24	3	16	-13	-35.14%	39	2	1		4	R M,SC	2			
2277	MERCED GOLDEN	01/14/1967	Active	16	2	2	0	0.00%	19	6	0			N SC	1		\$150.00	
2279	MODESTO 500 CLUB	03/30/1950	P- Active	37	0	8	-8	-17.78%	45	21	0			IP M,SC	1		\$700.00	
39671	MOKELUMNE HILL	04/02/1981	Active	28	2	0	2	7.69%	26		2			N SC	0			
Exc Award (06/30/2024)																		
2282	MURPHYS ANGELS	09/12/1950	Active	39	0	1	-1	-2.50%	46	31	0			N M,SC	6			
2284	NORTH FORK	08/03/1950	Active	13	0	1	-1	-7.14%	15	16	1		9	R P,T,M,VP,SC	2			
2285	OAKDALE	10/21/1943	Active	67	8	2	6	9.84%	56	14	0			N	0	90+ Days	\$1,100.00	
2286	PATTERSON	05/27/1947	Active	67	1	2	-1	-1.47%	69	16	0			VP,SC	4		\$30.00	
2288	RIPON	01/28/1944	Active	24	0	2	-2	-7.69%	25	2	1		2	R SC	1			
2291	SIERRA	08/17/1960	Active	14	5	0	5	55.56%	10		3		3	N M,SC	3		\$1.00	
2292	SONORA	04/24/1922	Active	34	3	6	-3	-8.11%	42	8	1			VP,SC	0		\$150.00	
Exc Award (06/30/2016, 06/30/2019, 06/30/2020)																		
47862	STOCKTON DELTA PACIFICA	11/10/1987	Active	11	0	0	0	0.00%	11		9			VP	0		\$100.00	
2294	STOCKTON HOST	08/19/1920	Active	42	0	0	0	0.00%	43		9			N M,SC	4		\$10.00	
2298	STOCKTON SAN JOAQUIN	02/26/1958	P- Active	19	5	2	3	18.75%	12	10	0		2	N	2	90+ Days	\$51.00	
Exc Award (06/30/2024)																		
111484	SUTTER CREEK	06/23/2011	P- Active	11	0	1	-1	-8.33%	14	11	6		3	M,VP,SC	0			
Exc Award (06/30/2017, 06/30/2018)																		



Club Health Assessment for District 4 A1 through January 2025

Club Number	Club Name	Charter Date	Status	Membership							Reports					Finance	LCIF
				Current Member Count	YTD Members Added	YTD Members Dropped	YTD Net Growth	YTD Net Growth%	Member Count 12 Months Ago	Avg. length of service for dropped members	Months Since Last MMR ***	Yrs. Since Last Officer Report	President Rotation	Vice President Reported ****	Months Since Last Activity Report ***	Account Balance	Donations for current Fiscal Year
			Number of times on status quo within last two years	If below 15 members appears				If net loss is greater than 20% appears			If no report in 3 months appears	When more than one year appears in	Number of repeat terms	Notes the officers that do not have an active	If no report at 12 months appears in red		
2302	TRACY BREAKFAST	03/17/1960	Active	53	0	6	-6	-10.17%	60	13	0			N SC	0		
	Exc Award (06/30/2023)																
67535	TRACY TANK TOWN	03/31/2003	Active	11	2	3	-1	-8.33%	12	5	0			N	0		\$367.00
2303	TRI DAMS L C	02/10/1965	P- Active(1)	20	3	7	-4	-16.67%	18	6	2		3	VP	10		
2304	TURLOCK	01/03/1945	Active	44	3	0	3	7.32%	43		2			T,M,VP,SC	2		
37207	UP COUNTRY 88	06/05/1979	Active	13	2	1	1	8.33%	12	45	0		2	VP	2		\$200.00
	Exc Award (06/30/2018)																
2306	WATERFORD	04/29/1947	Active	19	1	1	0	0.00%	18	2	0		9	R M,SC	2		\$1,000.00
2307	WEST POINT	01/12/1951	Active	9	0	1	-1	-10.00%	11	3	1		6	R SC	2		

Clubs Cancelled Previous Fiscal Year – Clubs Cancelled within last 12 months may be reinstated

Club Number	Club Name	Charter Date	Current Status*	Cancellation Date
2272	MADERA BREAKFAST	04/15/1971	Cancelled(6*)	12/29/2023
11118	MODESTO SUNSET	05/23/2011	Cancelled(6*)	12/29/2023
2305	TURLOCK TWELVE TEN	11/07/1955	Cancelled(6*)	01/29/2024

Current Total Clubs Count	YTD New Clubs Count	YTD Cancelled Clubs Count	YTD Net Club Gain	Current Total Members Count	YTD Add	YTD Drop	YTD Net Growth	YTD Net Growth %	Member Count 12 Months Ago	Average Member Count Per Club	% of Clubs with less than 20 members	% No MMR in 3 Months	% No Officer Report in 12 Months	% of Clubs with balance 90+ days	Number of Clubs in Status Quo	% Status Quo Clubs in Financial Suspension	Number of Cancelled Clubs	Average Cancelled Club Age	Members Lost Due to Cancellation	% of Clubs Cancelled for Non-Financial Reasons
48	0	0	0	1,676	78	130	-52	-3.01%	1,738	35	38%	27%	0%	4%	0	0%	0	0	0	0%

* - P - Priority Club. Cancellation Reasons: 1-Objectives/conduct, 2-Non-active club, 5-Non-existing club, 6-Disbanding, 7-Merger, 8-Financial Suspension, 9-District/Multiple District Dues.

** - Abbreviation: P-President, S-Secretary, T-Treasurer, M-Member Chairperson, VP-First Vice President, MC-Communications Chairperson, SC-Service Chairperson

*** - Abbreviation: N/R - Never reported using the Lions Clubs website, N/A - Not applicable, No password registered for the Lions Clubs website.

**** - Abbreviation: N - New, IP - Immediate Past, R - Repeat.



Club Health Assessment for District 4 A2 through January 2025

			Status	Membership							Reports					Finance		LCIF
Club Number	Club Name	Charter Date		Current Member Count	YTD Members Added	YTD Members Dropped	YTD Net Growth	YTD Net Growth%	Member Count 12 Months Ago	Avg. length of service for dropped members	Months Since Last MMR ***	Yrs. Since Last Officer Report	President Rotation	Vice President Reported ****	Months Since Last Activity Report ***	Account Balance	Donations for current Fiscal Year	
			Number of times on status quo within last two years	If below 15 members appears				If net loss is greater than 20% appears			If no report in 3 months appears in	When more than one year appears in	Number of repeat terms	Notes the officers that do not have an active	If no report at 12 months red			
Clubs more than two years old																		
2310	ARVIN	03/30/1939	Active	17	1	0	1	6.25%	16		0			IP	S,M,SC	16		
2312	BAKERSFIELD BREAKFAST	04/30/1958	Active	28	0	0	0	0.00%	28		6		2		M,VP,SC	3		
117023	BAKERSFIELD DONGHAE	05/30/2012	Active(4)	4	0	1	-1	-20.00%	5	7	6		9		S,M,VP,SC	11		
2313	BAKERSFIELD EAST BAKERS	10/19/1949	Active(1)	21	1	1	0	0.00%	21	35	2			N	M,SC	2	\$50.00	
2311	BAKERSFIELD HOST	07/08/1926	Active	8	0	7	-7	-46.67%	15	11	4			IP	M,SC	15		
51944	BAKERSFIELD SPORTS	08/09/1991	Active	10	0	4	-4	-28.57%	14	5	2				M,VP,SC	0		
2317	BUTTONWILLOW	03/13/1941	Active	178	4	2	2	1.14%	169	13	1			N	M,VP	2		
120360	California City Host	09/19/2013	Active	7	0	0	0	0.00%	7		0			R	M,SC	15		
2319	CARUTHERS	09/28/1949	Active	29	0	0	0	0.00%	29		1				M,VP,SC	15		
2320	CLOVIS	03/11/1946	Active	12	3	0	3	33.33%	9		4		4	R	M,SC	0	90+ Days	
127260	Clovis Country	04/13/2016	Active	20	3	1	2	11.11%	20	7	0			N	M,SC	0	\$1,800.00	
2321	COALINGA	02/25/1938	Active	13	1	1	0	0.00%	13	37	0		8		M,VP,SC	2	\$22.00	
2322	CORCORAN	11/17/1941	Active	5	0	0	0	0.00%	5		6		6		M,VP,SC	11		
43319	CUTLER OROSI LC	01/26/1984	Active	35	6	0	6	20.69%	33		2			N	M,SC	2	\$20.00	
Exc Award (06/30/2021)																		
2323	DELANO	05/25/1945	Active(1)	8	0	2	-2	-20.00%	14	1	1		3	R	M,SC	15		
2326	DINUBA	06/15/1945	Active	26	0	1	-1	-3.70%	31	1	3			N	P,M,VP,SC	12		
2328	EASTON	12/14/1948	Active	20	2	1	1	5.26%	18	13	5				M,VP	14		
2330	EXETER	11/10/1938	Active	53	3	8	-5	-8.62%	54	13	0			N	M,SC	3		
2334	FOWLER	02/21/1927	Active(1)	24	4	0	4	20.00%	22		1			N	M,SC	11		
2336	FRESNO HOST	10/09/1920	Active	30	3	3	0	0.00%	30	2	1			N	T,M,SC	1	\$1,000.00	
Exc Award (06/30/2021, 06/30/2023)																		
2338	FRESNO NORTH FRESNO	09/26/1949	Active	29	0	0	0	0.00%	29		7		2	N	SC	3		
119817	Fresno Pride	06/27/2013	Active	7	0	0	0	0.00%	7		8		5		M,VP	8	\$10.00	



Club Health Assessment for District 4 A2 through January 2025

Club Number	Club Name	Charter Date	Status	Membership							Reports					Finance	LCIF
				Current Member Count	YTD Members Added	YTD Members Dropped	YTD Net Growth	YTD Net Growth%	Member Count 12 Months Ago	Avg. length of service for dropped members	Months Since Last MMR ***	Yrs. Since Last Officer Report	President Rotation	Vice President Reported ****	Months Since Last Activity Report ***	Account Balance	Donations for current Fiscal Year
			Number of times on status quo within last two years	If below 15 members appears				If net loss is greater than 20% appears			If no report in 3 months appears in	When more than one year appears in	Number of repeat terms	Notes the officers that do not have an active	If no report at 12 months appears in red		
62438	FRESNO UNLIMITED	10/22/1999	Active	18	1	2	-1	-5.26%	19	12	3		4	VP,SC	18		\$43.00
2340	HANFORD BREAKFAST	04/22/1959	Active	23	0	2	-2	-8.00%	23	2	4			IP SC	0		\$90.00
	Exc Award (06/30/2016, 06/30/2023, 06/30/20																
2342	IVANHOE	07/24/1947	Active	46	5	0	5	12.20%	36		4		None	N P,T,M,VP,SC	12		
2343	KERMAN	02/07/1938	Active	14	0	0	0	0.00%	14		4		13	R T,M,SC	4		\$50.00
120446	Kings	10/15/2013	Active	27	2	3	-1	-3.57%	28	4	1			VP,SC	9		\$1,000.00
	Exc Award (06/30/2016, 06/30/2024)																
2346	KINGSBURG	02/18/1946	Active	47	0	2	-2	-4.08%	49	7	3		3	R M,SC	2		\$500.00
2347	LAMONT	02/26/1946	Active	13	0	6	-6	-31.58%	21	2	5		3	N M,SC	15		
2348	LATON	12/09/1964	Active	63	8	2	6	10.53%	59	6	0		2	N SC	3		\$70.00
2349	LEMOORE	08/31/1949	Active	20	0	3	-3	-13.04%	22	6	1			N	18		\$500.00
	Exc Award (06/30/2017)																
2351	MC FARLAND	05/31/1945	Active	20	1	2	-1	-4.76%	21	12	0		2	N	0		\$2,000.00
	Exc Award (06/30/2020, 06/30/2023)																
2355	ORANGE COVE	10/30/1947	Active	8	3	10	-7	-46.67%	15	28	1			N M,SC	11	90+ Days	\$15.00
2356	PARLIER	02/26/1951	Active	24	0	3	-3	-11.11%	29	7	0		2	M,VP,SC	2		
2358	PIXLEY	10/03/1947	Active	12	0	0	0	0.00%	13		6		8	M,VP,SC	1		
2359	PONDEROSA L C	10/25/1967	Active	21	3	0	3	16.67%	13		2		3	R M,SC	2	90+ Days	
2361	PORTERVILLE BREAKFAST	02/24/1960	Active	44	0	2	-2	-4.35%	46	22	3			N M,SC	15		
2362	REEDLEY	11/08/1922	Active	30	4	1	3	11.11%	30	1	0			IP M,SC	0		
	Exc Award (06/30/2024)																
65400	RICHGROVE	05/21/2002	Active	19	0	2	-2	-9.52%	15	4	2			N SC	2		
	Exc Award (06/30/2021)																
2451	RIDGECREST	07/06/1948	Active	17	1	0	1	6.25%	17		2			M,VP,SC	0		\$1,950.00
	Exc Award (06/30/2018)																
2363	RIVERDALE	03/17/1938	Active	58	8	1	7	13.73%	43	3	3		2	R SC	1		
	Exc Award (06/30/2023)																



Club Health Assessment for District 4 A2 through January 2025

			Status	Membership						Reports					Finance		LCIF
Club Number	Club Name	Charter Date		Current Member Count	YTD Members Added	YTD Members Dropped	YTD Net Growth	YTD Net Growth%	Member Count 12 Months Ago	Avg. length of service for dropped members	Months Since Last MMR ***	Yrs. Since Last Officer Report	President Rotation	Vice President Reported ****	Months Since Last Activity Report ***	Account Balance	Donations for current Fiscal Year
			Number of times on status quo within last two years	If below 15 members appears				If net loss is greater than 20% appears			If no report in 3 months appears in	When more than one year appears in	Number of repeat terms	Notes the officers that do not have an active	If no report at 12 months appears in red		
2364	ROSEDALE HIGHWAY	04/23/1956	Active	19	0	0	0	0.00%	17		8			N	M,SC	15	
2366	SAN JOAQUIN TRANQUILL	04/17/1947	Active	25	0	0	0	0.00%	25		40		4		S,T,M,VP,SC	3	\$100.00
2367	SELMA	03/29/1940	Active	10	0	0	0	0.00%	8		7		8	R	M,SC	0	\$37.00
82665	SELMA CENTRAL VALLEY	06/17/2004	Active	63	8	8	0	0.00%	73	4	1			N	SC	0	\$150.00
129344	Selma Charter	11/01/2016	Active	13	0	3	-3	-18.75%	16	7	0				S,M,VP,SC	11	\$44.00
2368	SHAFTER	01/11/1951	Active	13	0	0	0	0.00%	11		5		2		M,VP,SC	8	
36791	SHAVER LAKE	03/30/1979	Active	74	0	9	-9	-10.84%	83	6	1		4	R	M,SC	11	\$200.00
2370	SPRINGVILLE MOUNTAIN	11/15/1948	Active	39	4	5	-1	-2.50%	40	21	0				P,M,VP,SC	2	\$22.00
2372	TAFT	05/11/1945	Active	23	0	2	-2	-8.00%	26	19	1		4	R	M,VP	16	
2479	TEHACHAPI	06/08/1950	Active	18	0	0	0	0.00%	18		4				M,VP,SC	6	
2374	THREE RIVERS	09/05/1947	Active	53	0	6	-6	-10.17%	58	18	3			N	SC	0	
2379	VISALIA BREAKFAST	02/20/1959	Active	85	2	0	2	2.41%	79		2			N	SC	0	
	Exc Award (06/30/2023)																
2378	VISALIA HOST	06/30/1926	Active	25	0	0	0	0.00%	27		6				M,VP,SC	18	\$20.00
107093	VISALIA PRIDE	12/22/2009	Active	29	2	1	1	3.57%	32	7	1		2	N		0	\$1,800.00
	Exc Award (06/30/2016, 06/30/2021, 06/30/2022)																
2380	VISALIA SEQUOIA	11/02/1954	Active(1)	20	0	0	0	0.00%	23		6		2		M,VP,SC	14	
	Exc Award (06/30/2021)																
57909	VISALIA SUNSET	02/27/1996	Active	21	2	6	-4	-16.00%	25	25	1			N	M,SC	3	\$850.00
	Exc Award (06/30/2022)																
2373	WEST COAST INDIAN CYBER	08/24/1964	Active	10	0	0	0	0.00%	10		6				M,VP	3	\$200.00
	Exc Award (06/30/2023)																
2382	WOODLAKE	09/04/1947	Active	43	0	0	0	0.00%	36		8		2		P,M,VP,SC	10	

Clubs Cancelled Previous Fiscal Year – Clubs Cancelled within last 12 months may be reinstated

Club Number	Club Name	Charter Date	Current Status*	Cancellation Date
-------------	-----------	--------------	-----------------	-------------------



Club Health Assessment for District 4 A2 through January 2025

					Membership										Reports				Finance		LCIF
Club Number	Club Name	Charter Date	Status	Current Member Count	YTD Members Added	YTD Members Dropped	YTD Net Growth	YTD Net Growth%	Member Count 12 Months Ago	Avg. length of service for dropped members	Months Since Last MMR ***	Yrs. Since Last Officer Report	President Rotation	Vice President Reported ****	Months Since Last Activity Report ***	Account Balance	Donations for current Fiscal Year				
			Number of times on status quo within last two years	If below 15 members appears				If net loss is greater than 20% appears			If no report in 3 months appears in	When more than one year appears in	Number of repeat terms		Notes the officers that do not have an active	If no report at 12 months appears in red					
84754	FRESNO DIWATA	01/25/2005	Cancelled(6*)	06/29/2024																	
134725	Fresno Hispanic	05/11/2018	Cancelled(8*)	06/29/2024																	
2376	TULARE HOST	06/09/1922	Cancelled(8*)	12/29/2023																	
48153	VISALIA CHARTER OAK	02/15/1988	Cancelled(6*)	06/29/2024																	
Current Total Clubs Count	YTD New Clubs Count	YTD Cancelled Clubs Count	YTD Net Club Gain	Current Total Members Count	YTD Add	YTD Drop	YTD Net Growth	YTD Net Growth %	Member Count 12 Months Ago	Average Member Count Per Club	% of Clubs with less than 20 members	% No MMR in 3 Months	% No Officer Report in 12 Months	% of Clubs with balance 90+ days	Number of Clubs in Status Quo	% Status Quo Clubs in Financial Suspension	Number of Cancelled Clubs	Average Cancelled Club Age	Members Lost Due to Cancellation	% of Clubs Cancelled for Non-Financial Reasons	
59	0	0	0	1,691	85	113	-28	-1.63%	1,709	29	39%	47%	0%	5%	0	0%	0	0	0	0%	

* - P - Priority Club. Cancellation Reasons: 1-Objectives/conduct, 2-Non-active club, 5-Non-existing club, 6-Disbanding, 7-Merger, 8-Financial Suspension, 9-District/Multiple District Dues.

** - Abbreviation: P-President, S-Secretary, T-Treasurer, M-Member Chairperson, VP-First Vice President, MC-Communications Chairperson, SC-Service Chairperson

*** - Abbreviation: N/R - Never reported using the Lions Clubs website, N/A - Not applicable, No password registered for the Lions Clubs website.

**** - Abbreviation: N - New, IP - Immediate Past, R - Repeat.



Club Health Assessment for District 4 A3 through January 2025

			Status	Membership							Reports					Finance		LCIF			
Club Number	Club Name	Charter Date		Current Member Count	YTD Members Added	YTD Members Dropped	YTD Net Growth	YTD Net Growth%	Member Count 12 Months Ago	Avg. length of service for dropped members	Months Since Last MMR ***	Yrs. Since Last Officer Report	President Rotation	Vice President Reported ****	Months Since Last Activity Report ***	Account Balance	Donations for current Fiscal Year				
			Number of times on status quo within last two years	If below 15 members appears					If net loss is greater than 20% appears						If no report in 3 months appears in	When more than one year appears in	Number of repeat terms	Notes the officers that do not have an active	If no report at 12 months appears in red		
Clubs less than two years old																					
172392	Port Hueneme	06/20/2024	Status Quo(1)	38	21	5	16	72.73%	0	0	1		2	VP	0	90+ Days					
Clubs more than two years old																					
2384	ARROYO GRANDE	07/20/1949	Active	33	0	1	-1	-2.94%	34	15	0			N SC	2		\$1,300.00				
110047	CAMARILLO AMBER'S LIGHT	01/10/2011	Active	53	3	2	1	1.92%	54	6	0			N	0		\$325.00				
Exc Award (06/30/2018, 06/30/2019, 06/30/20																					
2409	CAMARILLO-SOMIS PLEASANT VLY	08/24/1945	Active	57	0	7	-7	-10.94%	69	11	0			N M	1		\$7,175.00				
2388	CAMBRIA	10/02/1945	Active	68	0	0	0	0.00%	66		7		2	N M,SC	4						
2389	CARPINTERIA	10/27/1927	Active	78	0	2	-2	-2.50%	80	43	0			N M,SC	3		\$825.00				
Exc Award (06/30/2018, 06/30/2019)																					
2441	CASTAIC	04/13/1954	Active	25	2	9	-7	-21.88%	28	12	0		2	R M,SC	6						
2390	CAYUCOS	07/28/1949	Active	49	5	1	4	8.89%	42	13	0			VP,SC	5						
134425	Conejo Valley	04/24/2018	Active	19	1	1	0	0.00%	19	3	0			N	2						
2392	FILLMORE	08/15/1927	Active	27	2	2	0	0.00%	26	6	0			N M,SC	1						
2393	GREATER GOLETA-SANTA BARBARA	03/28/1941	Active	37	2	0	2	5.71%	32		0			N M,SC	2		\$1,000.00				
130050	Guadalupe	02/24/2017	Active(3)	12	3	0	3	33.33%	3		5		2	N M,SC	1						
98385	LOS ANGELES MID-VALLEY	01/29/2007	Active	17	0	0	0	0.00%	17		9		6	M,VP,SC	2	90+ Days					
2400	MORRO BAY	10/01/1945	Active	31	3	1	2	6.90%	38	0	0		3	M,VP	0		\$200.00				
97206	NIPOMO	05/30/2006	Active	27	1	4	-3	-10.00%	30	12	3			VP,SC	4		\$2,000.00				
100701	OJAI VALLEY	12/03/2007	Active	65	9	8	1	1.56%	61	1	0			N	4						
2402	ORCUTT	05/29/1956	Active	42	0	5	-5	-10.64%	46	18	0		3	R SC	2		\$2,190.00				
Exc Award (06/30/2024)																					
2404	OXNARD CHANNEL ISLAND	01/28/1969	Active	16	1	5	-4	-20.00%	20	13	2		3	N SC	2						
129443	Oxnard Downtown	11/29/2016	Active	16	1	3	-2	-11.11%	19	4	2			R T,M	3						
Exc Award (06/30/2022)																					
2406	OXNARD NOONTIMERS	04/30/1954	Active	30	9	3	6	25.00%	22	33	1			N SC	0		\$50.00				



Club Health Assessment for District 4 A3 through January 2025

Club Number	Club Name	Charter Date	Status	Membership							Reports					Finance	LCIF
				Current Member Count	YTD Members Added	YTD Members Dropped	YTD Net Growth	YTD Net Growth%	Member Count 12 Months Ago	Avg. length of service for dropped members	Months Since Last MMR ***	Yrs. Since Last Officer Report	President Rotation	Vice President Reported ****	Months Since Last Activity Report ***	Account Balance	Donations for current Fiscal Year
			Number of times on status quo within last two years	If below 15 members appears				If net loss is greater than 20% appears			If no report in 3 months appears in	When more than one year appears in	Number of repeat terms	Notes the officers that do not have appears in an active	If no report at 12 months red		
2470	PALMDALE	07/25/1952	Active	12	0	2	-2	-14.29%	17	26	0		6	T,M,VP,SC	5		\$2,000.00
2407	PASO ROBLES	08/12/1939	Active	35	5	0	5	16.67%	32		4		3	N	S,SC	5	90+ Days
	Exc Award (06/30/2019)																
2408	PISMO BEACH CITIES	09/14/1945	Active	23	0	1	-1	-4.17%	23	3	4		5	N	M,SC	0	
	Exc Award (06/30/2018)																
2413	SAN MIGUEL	09/14/1949	Active	18	0	0	0	0.00%	19		0		12	R	VP,SC	2	\$1,500.00
2418	SANTA MARGARITA	06/23/1953	Active	13	0	4	-4	-23.53%	17	7	4			N	M,SC	5	
44611	SANTA MARIA SUNRISERS	02/28/1985	Active	17	0	2	-2	-10.53%	22	22	1			R	VP,SC	0	\$20.00
	Exc Award (06/30/2018)																
2421	SANTA PAULA	12/08/1925	Active	20	0	0	0	0.00%	20		6				T,M,VP,SC	2	90+ Days
2427	TEMPLETON	05/09/1955	Active	11	0	1	-1	-8.33%	11	49	3		6		M,VP,SC	0	
40409	VANDENBERG VILLAGE	10/21/1981	Active	23	2	3	-1	-4.17%	25	9	1			N	SC	2	
2431	VENTURA DOWNTOWN	04/15/1923	Active	135	5	25	-20	-12.90%	161	7	0			N	M,SC	0	\$1,830.00
	Exc Award (06/30/2018, 06/30/2023)																

Clubs Cancelled Previous Fiscal Year – Clubs Cancelled within last 12 months may be reinstated

Club Number	Club Name	Charter Date	Current Status*	Cancellation Date
2411	SAN LUIS OBISPO	11/14/1939	Cancelled(6*)	12/29/2023
2414	SANTA BARBARA HOST	11/17/1927	Cancelled(7*)	12/29/2023

Current Total Clubs Count	YTD New Clubs Count	YTD Cancelled Clubs Count	YTD Net Club Gain	Current Total Members Count	YTD Add	YTD Drop	YTD Net Growth	YTD Net Growth %	Member Count 12 Months Ago	Average Member Count Per Club	% of Clubs with less than 20 members	% No MMR in 3 Months	% No Officer Report in 12 Months	% of Clubs with balance 90+ days	Number of Clubs in Status Quo	% Status Quo Clubs in Financial Suspension	Number of Cancelled Clubs	Average Cancelled Club Age	Members Lost Due to Cancellation	% of Clubs Cancelled for Non-Financial Reasons
30	0	0	0	1,047	75	97	-22	-2.06%	1,053	35	33%	30%	0%	13%	1	100%	0	0	0	0%

* - P - Priority Club. Cancellation Reasons: 1-Objectives/conduct, 2-Non-active club, 5-Non-existing club, 6-Disbanding, 7-Merger, 8-Financial Suspension, 9-District/Multiple District Dues.

** - Abbreviation: P-President, S-Secretary, T-Treasurer, M-Member Chairperson, VP-First Vice President, MC-Communications Chairperson, SC-Service Chairperson

*** - Abbreviation: N/R - Never reported using the Lions Clubs website, N/A - Not applicable, No password registered for the Lions Clubs website.

**** - Abbreviation: N - New, IP - Immediate Past, R - Repeat.



Club Health Assessment for District 4 L2 through January 2025

			Status	Membership							Reports					Finance		LCIF
Club Number	Club Name	Charter Date		Current Member Count	YTD Members Added	YTD Members Dropped	YTD Net Growth	YTD Net Growth%	Member Count 12 Months Ago	Avg. length of service for dropped members	Months Since Last MMR ***	Yrs. Since Last Officer Report	President Rotation	Vice President Reported ****	Months Since Last Activity Report ***	Account Balance	Donations for current Fiscal Year	
			Number of times on status quo within last two years	If below 15 members appears					If net loss is greater than 20% appears		If no report in 3 months appears in	When more than one year appears in	Number of repeat terms	Notes the officers that do not have an active	If no report at 12 months appears in red			
Clubs less than two years old																		
157756	Diamond Valley	06/17/2024	Active	25	5	0	5	25.00%	0		3		4	R	T,SC	4		
157497	Long Beach West	06/22/2024	Active	12	0	9	-9	-42.86%	0	0	1		None		P,M,VP,SC	2		
156542	Los Angeles Industry Hills	06/22/2024	Active	20	0	0	0	0.00%	0		0		2		M,VP,SC	2		
174807	Los Angeles Rose	09/09/2024	Active	21	21	0	21	100.00%	0		4			N		4	90+ Days	
156416	Norwalk Rosewood	06/17/2024	Active	20	0	0	0	0.00%	0		7		None	N	P,S,T,M	0	90+ Days	
172084	San Gabriel Valley	06/07/2024	Active	24	4	0	4	20.00%	0		0		2	N	M,SC	6	\$50.00	
Clubs more than two years old																		
61056	ALHAMBRA	07/29/1998	Active(1)	17	4	1	3	21.43%	14	11	0			N	SC	1		
63953	ARCADIA CHAMPION	02/09/2001	Active	14	0	2	-2	-12.50%	15	1	1			N	SC	4	\$1,000.00	
Exc Award (06/30/2021, 06/30/2022)																		
2485	ARCADIA HOST	09/21/1936	Active	13	0	0	0	0.00%	15		5		4		M,VP,SC	5		
2486	ARTESIA CERRITOS L C	12/17/1946	Active	19	1	0	1	5.56%	18		6				P,M,VP	6		
66785	ARTESIA LITTLE INDIA	11/07/2002	Cancelled(8*)	0	0	7	-7	-100.00%	7	16	10		None		P,S,T,M,VP SC	12	90+ Days	
2493	BELL GARDENS	02/29/1940	Active(1)	1	0	10	-10	-90.91%	12	11	1		None		P,S,T,M,VP SC	0		
2497	BELLFLOWER FAMILY	02/05/1923	Active	12	0	1	-1	-7.69%	12	18	0		2	R	SC	2		
2492	BELLFLOWER NOON	02/05/1964	Active	44	3	7	-4	-8.33%	40	16	0			N	M	6	90+ Days	
2501	CENTRAL CITY EAST BOYLE HTS	03/08/1967	Active(2)	14	0	0	0	0.00%	14		6				VP	0		
30706	CITY OF COMMERCE EVENING	05/15/1975	Active	21	1	3	-2	-8.70%	23	2	0			N		5	\$2,650.00	
2498	COVINA BREAKFAST	04/04/1957	Active(2)	22	10	9	1	4.76%	12	1	0			N		0	\$5,000.00	
2443	CRESCENTA VALLEY	01/14/1947	Active	21	0	0	0	0.00%	19		8		4	R		6	\$250.00	
Exc Award (06/30/2018, 06/30/2024)																		
107468	DOWNEY	02/15/2010	Active(1)	8	2	0	2	33.33%	16		3			N	M,SC	6		
2518	EAST LOS ANGELES	03/23/1927	Active	27	6	6	0	0.00%	40	16	0			N	VP	4		
2502	EAST WHITTIER	01/27/1941	Active	18	0	0	0	0.00%	20		5			IP		3		



Club Health Assessment for District 4 L2 through January 2025

			Status	Membership							Reports					Finance		LCIF
Club Number	Club Name	Charter Date		Current Member Count	YTD Members Added	YTD Members Dropped	YTD Net Growth	YTD Net Growth%	Member Count 12 Months Ago	Avg. length of service for dropped members	Months Since Last MMR ***	Yrs. Since Last Officer Report	President Rotation	Vice President Reported ****	Months Since Last Activity Report ***	Account Balance	Donations for current Fiscal Year	
			Number of times on status quo within last two years	If below 15 members appears				If net loss is greater than 20% appears			If no report in 3 months appears in	When more than one year appears in	Number of repeat terms	Notes the officers that do not have an active	If no report at 12 months appears in red			
Exc Award (06/30/2017, 06/30/2018, 06/30/2020)																		
2448	GLENDALE NORTHWEST GLENDALE	05/16/1956	Active(2)	4	0	4	-4	-50.00%	9	28	1			R	3		\$1,000.00	
87944	HACIENDA HEIGHTS DYNASTY	05/02/2005	Cancelled(8*)	0	0	11	-11	-100.00%	11	15	13	1	None	P,S,T,M,VP SC	2	90+ Days		
51406	HACIENDA HEIGHTS EAST VALLEY	03/12/1991	Active(2)	19	5	4	1	5.56%	18	1	4		N	SC	4			
2511	IRWINDALE	03/26/1964	Active	16	1	1	0	0.00%	16	5	6		None	P,VP,SC	1		\$200.00	
Exc Award (06/30/2017, 06/30/2018)																		
2459	LA LOS FELIZ	02/24/1948	Active(1)	16	0	0	0	0.00%	17		7		3	N	M,SC	3		
Exc Award (06/30/2023)																		
143956	LA Star	12/23/2020	Active(1)	19	3	3	0	0.00%	19	3	1			R	T	1		
2512	LAKEWOOD	10/07/1941	Active	17	0	0	0	0.00%	17		13			R	M	2		
2514	LONG BEACH BELMONT SHORE	09/26/1941	Active	7	0	1	-1	-12.50%	8	12	1		3		M,VP,SC	4	90+ Days	
Exc Award (06/30/2017)																		
2513	LONG BEACH DOWNTOWN	08/27/1921	Active	47	0	4	-4	-7.84%	52	19	0		24		P,M,VP,SC	4	\$100.00	
2515	LONG BEACH EAST LONG BEACH	06/23/1952	Active	11	0	0	0	0.00%	11		12		None	P,S,T,M,VP SC	2		\$11,000.00	
49933	LOS ANGELES CHINESE	11/10/1989	Active	47	0	1	-1	-2.08%	43	3	1			R	M,VP,SC	4	\$5,000.00	
Exc Award (06/30/2016)																		
106057	LOS ANGELES DIAMOND	07/07/2009	Active(2)	97	3	9	-6	-5.83%	85	9	0			IP		1	\$3,000.00	
44936	LOS ANGELES DYNASTY	05/06/1985	Active(1)	5	6	1	5	100.00%	0	7	0		3	R	SC	0	\$100.00	
145595	Los Angeles Elite	03/10/2021	Active	67	34	1	33	97.06%	123	10	0			N		0	\$40,400.00	
Exc Award (06/30/2022)																		
107222	LOS ANGELES ENVISION	01/08/2010	Active	22	1	0	1	4.76%	20		0		2	R	M	1	\$1,573.00	
Exc Award (06/30/2019, 06/30/2024)																		
147699	Los Angeles Grace	07/23/2021	Active	26	8	7	1	4.00%	32	1	3			N	VP	1		
131313	Los Angeles HH Centennial	06/14/2017	Active	12	2	5	-3	-20.00%	16	2	0		2	N	SC	2		
2456	LOS ANGELES HOST	09/12/1918	Active	25	0	1	-1	-3.85%	26	51	0		3	R	SC	1	\$5,000.00	
Exc Award (06/30/2018, 06/30/2020, 06/30/2020)																		



Club Health Assessment for District 4 L2 through January 2025

			Status	Membership							Reports					Finance		LCIF
Club Number	Club Name	Charter Date		Current Member Count	YTD Members Added	YTD Members Dropped	YTD Net Growth	YTD Net Growth%	Member Count 12 Months Ago	Avg. length of service for dropped members	Months Since Last MMR ***	Yrs. Since Last Officer Report	President Rotation	Vice President Reported ****	Months Since Last Activity Report ***	Account Balance	Donations for current Fiscal Year	
			Number of times on status quo within last two years	If below 15 members appears				If net loss is greater than 20% appears			If no report in 3 months appears in	When more than one year appears in	Number of repeat terms	Notes the officers that do not have an active	If no report at 12 months appears in red			
135012	Los Angeles Morality	06/13/2018	Active	8	1	0	1	14.29%	15		6		8	N	M	5		
Exc Award (06/30/2019)																		
119992	Los Angeles Overseas	07/16/2013	Active	53	25	11	14	35.90%	41	1	0			N		1		
145921	Los Angeles Royal	04/14/2021	Active(1)	54	0	0	0	0.00%	58		6			R		0		\$2,000.00
152278	Los Angeles Sun	09/23/2022	Active(1)	34	0	0	0	0.00%	35		12	1	None		P,S,T,M,VP SC	4		
128757	Los Angeles Sunrise	08/29/2016	Active(1)	32	0	0	0	0.00%	33		8			N	M,SC	0		
Exc Award (06/30/2019, 06/30/2021)																		
2520	MAYWOOD	04/12/1939	Active(3)	5	5	9	-4	-44.44%	1	1	1		3	N	T,SC	1		
144829	Monrovia	05/06/2021	Active	18	6	9	-3	-14.29%	21	2	0			N		1		
2521	MONTEBELLO	05/07/1925	Active	56	6	12	-6	-9.68%	60	4	1			N	SC	1		\$2,170.00
Exc Award (06/30/2017, 06/30/2019, 06/30/2020)																		
2522	MONTEREY PARK	12/15/1937	Cancelled(8*)	0	0	20	-20	-100.00%	25	15	5	1	None		P,S,T,M,VP SC	17	90+ Days	
68878	NORTHRIDGE	05/06/2003	Cancelled(8*)	0	0	5	-5	-100.00%	5	13	3		None		P,S,T,M,VP SC	14	90+ Days	
Exc Award (06/30/2018)																		
2523	NORWALK	06/04/1946	Active	40	2	2	0	0.00%	40	11	6			N	SC	4		\$200.00
Exc Award (06/30/2019, 06/30/2023)																		
2524	PARAMOUNT	12/05/1946	Active	22	2	2	0	0.00%	22	6	1			N	SC	2		
Exc Award (06/30/2024)																		
2525	PASADENA HOST	03/26/1920	Active	36	3	2	1	2.86%	37	5	2			IP		4		\$25,000.00
84794	ROWLAND HEIGHTS	02/01/2005	Active	24	0	0	0	0.00%	24		13	1	None		P,S,T,M,VP SC	4		
149898	San Gabriel Golden Bright	03/22/2022	Active(3)	13	11	11	0	0.00%	12	2	3			IP	M,SC	4		
140273	San Gabriel Hope	01/14/2020	Active(2)	16	0	0	0	0.00%	16		13	1	None		P,S,T,M,VP SC	6		
54994	SAN GABRIEL TAIWANESE	10/25/1993	Active	33	0	0	0	0.00%	31		6			N	SC	5		\$4,000.00
116525	SAN GABRIEL VALLEY ENTREPRENEUR	04/24/2012	Active	14	4	0	4	40.00%	15		5		2	R	SC	3		
126161	San Marino Griffins	11/30/2015	Active(2)	20	0	0	0	0.00%	20		13	1	None		P,S,T,M,VP SC	1		
2532	SIGNAL HILL	06/09/1948	Cancelled(8*)	0	0	5	-5	-100.00%	6	13	1		None		P,S,T,M,VP SC	11	90+ Days	



Club Health Assessment for District 4 L2 through January 2025

			Status	Membership						Reports					Finance	LCIF	
Club Number	Club Name	Charter Date		Current Member Count	YTD Members Added	YTD Members Dropped	YTD Net Growth	YTD Net Growth%	Member Count 12 Months Ago	Avg. length of service for dropped members	Months Since Last MMR ***	Yrs. Since Last Officer Report	President Rotation	Vice President Reported ****	Months Since Last Activity Report ***	Account Balance	Donations for current Fiscal Year
			Number of times on status quo within last two years	If below 15 members appears				If net loss is greater than 20% appears			If no report in 3 months appears in	When more than one year appears in	Number of repeat terms	Notes the officers that do not have an active	If no report at 12 months appears in red		
106969	SOUTH PASADENA ROYAL	12/11/2009	Active(2)	18	0	0	0	0.00%	18		4	1	None	P,S,T,M,VP SC	4		
132076	Temple City Centennial	06/30/2017	Active	18	0	0	0	0.00%	16		8			R	3		
	Exc Award (06/30/2019)																
2516	UPTOWN LONG BEACH	03/29/1944	Active	14	0	0	0	0.00%	16		10			R	P,T,SC	2	
2538	WEST COVINA	01/12/1960	Active(2)	19	0	0	0	0.00%	19		9		2	R		1	
2539	WHITTIER HOST	05/11/1922	Active	117	6	12	-6	-4.88%	132	12	0			N	SC	4	
105080	WHITTIER SPECIAL OLYMPICS SOLA	03/24/2009	Active	46	2	2	0	0.00%	42	2	0			N		0	\$100.00
	Exc Award (06/30/2017, 06/30/2018, 06/30/20																

Clubs Cancelled Previous Fiscal Year – Clubs Cancelled within last 12 months may be reinstated

Club Number	Club Name	Charter Date	Current Status*	Cancellation Date
47710	CITY OF INDUSTRY	09/15/1987	Cancelled(8*)	12/29/2023
151857	Los Angeles Art League	09/23/2022	Cancelled(8*)	12/29/2023

Current Total Clubs Count	YTD New Clubs Count	YTD Cancelled Clubs Count	YTD Net Club Gain	Current Total Members Count	YTD Add	YTD Drop	YTD Net Growth	YTD Net Growth %	Member Count 12 Months Ago	Average Member Count Per Club	% of Clubs with less than 20 members	% No MMR in 3 Months	% No Officer Report in 12 Months	% of Clubs with balance 90+ days	Number of Clubs in Status Quo	% Status Quo Clubs in Financial Suspension	Number of Cancelled Clubs	Average Cancelled Club Age	Members Lost Due to Cancellation	% of Clubs Cancelled for Non-Financial Reasons
60	1	5	-4	1,540	193	210	-17	-1.09%	1,560	26	50%	50%	8%	7%	0	0%	5	53	48	-40%

* - P - Priority Club. Cancellation Reasons: 1-Objectives/conduct, 2-Non-active club, 5-Non-existing club, 6-Disbanding, 7-Merger, 8-Financial Suspension, 9-District/Multiple District Dues.

** - Abbreviation: P-President, S-Secretary, T-Treasurer, M-Member Chairperson, VP-First Vice President, MC-Communications Chairperson, SC-Service Chairperson

*** - Abbreviation: N/R - Never reported using the Lions Clubs website, N/A - Not applicable, No password registered for the Lions Clubs website.

**** - Abbreviation: N - New, IP - Immediate Past, R - Repeat.



Club Health Assessment for District 4 L3 through January 2025

			Status	Membership						Reports					Finance	LCIF		
Club Number	Club Name	Charter Date		Current Member Count	YTD Members Added	YTD Members Dropped	YTD Net Growth	YTD Net Growth%	Member Count 12 Months Ago	Avg. length of service for dropped members	Months Since Last MMR ***	Yrs. Since Last Officer Report	President Rotation	Vice President Reported ****	Months Since Last Activity Report ***	Account Balance	Donations for current Fiscal Year	
			Number of times on status quo within last two years	If below 15 members appears					If net loss is greater than 20% appears			If no report in 3 months appears in	When more than one year appears in	Number of repeat terms	Notes the officers that do not have an active	If no report at 12 months appears in red		
Clubs less than two years old																		
180090	LA Maharlika Doctors	01/21/2025	Newly Chartered	24	24	0	24	100.00%	0		0				M,VP,SC	N/R		
178472	Los Angeles Beneficent	12/27/2024	Newly Chartered	20	20	0	20	100.00%	0		1				M,VP,SC	0		
178048	Los Angeles Blue-Blooded	12/03/2024	Newly Chartered	51	51	0	51	100.00%	0		0			IP	M	N/R		
178590	Los Angeles Global Leaders	12/02/2024	Newly Chartered	20	20	0	20	100.00%	0		1			N	M,SC	N/R		
178558	Los Angeles Golden Coast	09/25/2024	Newly Chartered	22	22	0	22	100.00%	0		4				M,VP,SC	1		
155643	Los Angeles True-Blue	10/13/2023	Active	107	17	11	6	5.94%	69	1	0		2	N		3		
155558	Los Angeles Unified	08/23/2023	Active	37	3	0	3	8.82%	34		4		2	N		2		
Clubs more than two years old																		
2541	AVALON	06/11/1947	Active	34	3	7	-4	-10.53%	37	7	0			N		6	90+ Days	
130805	Beverly Hills	05/23/2017	Active(2)	4	0	0	0	0.00%	4		1		2	N	M,SC	5		
2439	BURBANK NOON	06/20/1968	Active	11	0	0	0	0.00%	11		0		7	R	T,M,SC	3	\$75.00	
Exc Award (06/30/2018)																		
122045	Carson	05/06/2014	Active(1)	22	3	0	3	15.79%	19		0			N	M,SC	0		
Exc Award (06/30/2015)																		
2543	CULVER CITY	04/28/1923	Active(2)	11	11	11	0	0.00%	0	32	3		10		M,VP,SC	2		
2546	GARDENA VALLEY	11/26/1923	Active	24	8	7	1	4.35%	27	3	0			N	SC	2	\$1,100.00	
2559	HAWTHORNE IMPERIAL L C	01/18/1938	Active(1)	7	0	0	0	0.00%	7		14		7		T,M,VP	1		
130114	Inglewood City of Champions	02/17/2017	Active	20	1	1	0	0.00%	20	1	3		2	N		1	\$350.00	
37022	KAYUMANGGI L C	05/21/1979	Active	31	2	0	2	6.90%	28		1			R	SC	6		
140430	Los Angeles Arirang Specialty	12/17/2019	Active(1)	2	0	4	-4	-66.67%	6	3	5		2		VP,SC	2		
97674	LOS ANGELES BRILLIANT	09/01/2006	Active	37	12	5	7	23.33%	28	2	6		2	N	SC	4	\$800.00	
50974	LOS ANGELES BUILDER	10/11/1990	Active(3)	16	0	1	-1	-5.88%	17	29	0		3	N		2		



Club Health Assessment for District 4 L3 through January 2025

			Status	Membership							Reports					Finance	LCIF
Club Number	Club Name	Charter Date		Current Member Count	YTD Members Added	YTD Members Dropped	YTD Net Growth	YTD Net Growth%	Member Count 12 Months Ago	Avg. length of service for dropped members	Months Since Last MMR ***	Yrs. Since Last Officer Report	President Rotation	Vice President Reported ****	Months Since Last Activity Report ***	Account Balance	Donations for current Fiscal Year
			Number of times on status quo within last two years	If below 15 members appears				If net loss is greater than 20% appears			If no report in 3 months appears in	When more than one year appears in	Number of repeat terms	Notes the officers that do not have an active	If no report at 12 months appears in red		
38944	LOS ANGELES CENTRAL	10/30/1980	Active	27	3	11	-8	-22.86%	35	9	4			M,VP	0		\$1,000.00
60416	LOS ANGELES CORREGIDOR ISLAND	02/25/1998	Active	8	1	0	1	14.29%	5		3			N, P,VP	1		
105461	LOS ANGELES COSMOPOLITAN	05/08/2009	Active(1)	35	6	0	6	20.69%	29		3		2	R, M,SC	1		
134631	Los Angeles Dignity Lions Club	05/30/2018	Active(1)	16	6	2	4	33.33%	17	23	0			VP,SC	4		
44204	LOS ANGELES DOWNTOWN	08/30/1984	Active(1)	28	0	0	0	0.00%	28		6		2	VP,SC	4		\$3,450.00
95804	LOS ANGELES DYNAMIC	02/20/2006	Active	15	0	0	0	0.00%	15		6			N	4		\$1,000.00
130862	Los Angeles Empowering	05/12/2017	Active	7	2	0	2	40.00%	7		6		2	M,VP	0		
43320	LOS ANGELES FIL AM	01/26/1984	Active(1)	22	2	0	2	10.00%	18		3			N	5		
2458	LOS ANGELES GRIFFITH PARK Exc Award (06/30/2016, 06/30/2018)	12/13/1927	Active(1)	3	0	0	0	0.00%	3		6		3	R	2		
132381	Los Angeles Hollywood Host Exc Award (06/30/2018)	08/04/2017	Active(1)	16	0	0	0	0.00%	18		5			P,VP	3		\$1,616.65
110866	LOS ANGELES HWARANG	04/21/2011	Active(3)	11	11	0	11	100.00%	11		4		2	P,M,VP,SC	4		
31002	LOS ANGELES KOREATOWN	06/27/1975	Active	88	2	0	2	2.33%	96		1			N, M,SC	2	90+ Days	\$550.00
29251	LOS ANGELES LITTLE TOKYC Exc Award (06/30/2016)	05/07/1974	Active	6	0	2	-2	-25.00%	8	3	1		5	VP,SC	5		\$300.00
134253	Los Angeles Luzvimin	03/29/2018	Active	58	24	4	20	52.63%	40	2	0			VP	0		
51959	LOS ANGELES MABUHAY	08/16/1991	Active(2)	4	0	0	0	0.00%	4		8		2	VP,SC	2	90+ Days	
61469	LOS ANGELES MAHARLIKA	02/01/1999	Active(1)	53	4	3	1	1.92%	40	1	3			N	0		\$3,800.00
2560	LOS ANGELES MIRACLE MILE	03/13/1947	Active	10	2	0	2	25.00%	8		4		4	VP	4		
140577	Los Angeles New Heritage	12/27/2019	Active	26	3	2	1	4.00%	24	3	1			N, P,M,VP,SC	1		\$3,350.00
64318	LOS ANGELES NEW MILLENNIUM Exc Award (06/30/2023, 06/30/2024)	05/15/2001	Active	57	3	0	3	5.56%	53		1			N	1		\$10,080.00
128092	Los Angeles Progressive	06/29/2016	Active	17	1	5	-4	-19.05%	21	5	3			N	1		\$400.00
77387	LOS ANGELES SKYLINE	07/09/2003	Active	31	3	8	-5	-13.89%	40	2	1			M,VP	0		\$2,000.00



Club Health Assessment for District 4 L3 through January 2025

			Status	Membership							Reports					Finance		LCIF
Club Number	Club Name	Charter Date		Current Member Count	YTD Members Added	YTD Members Dropped	YTD Net Growth	YTD Net Growth%	Member Count 12 Months Ago	Avg. length of service for dropped members	Months Since Last MMR ***	Yrs. Since Last Officer Report	President Rotation	Vice President Reported ****	Months Since Last Activity Report ***	Account Balance	Donations for current Fiscal Year	
			Number of times on status quo within last two years	If below 15 members appears				If net loss is greater than 20% appears			If no report in 3 months appears in	When more than one year appears in	Number of repeat terms	Notes the officers that do not have an active	If no report at 12 months appears in red			
125349	Los Angeles Synergy	07/13/2015	Active	20	10	8	2	11.11%	24	4	1			N	0	90+ Days		
Exc Award (06/30/2021, 06/30/2022)																		
136351	Los Angeles Tanay USA	09/07/2018	Active(1)	10	4	0	4	66.67%	6		0			R	M			3
150849	Los Angeles The Future Leaders	06/10/2022	Active(2)	6	1	1	0	0.00%	6	2	4				VP			4
107660	LOS ANGELES UNITY	02/24/2010	Active(1)	4	0	1	-1	-20.00%	5	6	2	1	None		P,S,T,M,VP SC			4
149524	Los Angeles Vibrant	05/04/2022	Active	21	4	7	-3	-12.50%	24	2	3			IP				0
89219	LOS ANGELES WESTERN	09/01/2005	Active(2)	18	0	0	0	0.00%	18		6				VP			5
49130	LOS ANGELES WILSHIRE	01/06/1989	Active(2)	8	0	0	0	0.00%	7		5		2	R	M,SC			4
2568	MALIBU	09/03/1948	Active	9	0	0	0	0.00%	9		14				M,VP,SC			2
2573	PALOS VERDES PENINSULA	10/30/1961	Active	15	0	0	0	0.00%	16		9		2	R	M,SC			5
2572	REDONDO BEACH	07/11/1957	Active	7	0	0	0	0.00%	7		10		14	R		4		
2574	San Pedro	09/19/1922	Active	17	4	1	3	21.43%	14	26	0		3	R	SC	0	\$2,000.00	
2576	SANTA MONICA-PACIFIC PALISADES	11/01/1923	Active	25	5	3	2	8.70%	24	7	0		2	R	SC	1	\$200.00	
93248	SOUTH BAY LOMITA	01/04/2006	Active	22	0	0	0	0.00%	25		6			IP	M	0	\$6,000.00	
Exc Award (06/30/2019)																		
133908	Southern California Inka	02/22/2018	Active(2)	31	4	0	4	14.81%	26		0			N	M,SC	4		
2581	TORRANCE WEST TORRANCE	10/21/1963	Active	12	0	0	0	0.00%	12		6		8		VP,SC	4		
2582	VENICE MARINA LAX	02/29/1924	Active	21	2	6	-4	-16.00%	33	10	2			R	SC	4		
2583	WEST HOLLYWOOD	12/28/1926	Active(3)	14	0	0	0	0.00%	14		14		6		M,VP,SC	4		
2585	WILMINGTON	06/17/1936	Active	10	0	2	-2	-16.67%	16	5	5			IP	M	4		

Clubs Cancelled Previous Fiscal Year – Clubs Cancelled within last 12 months may be reinstated

Club Number	Club Name	Charter Date	Current Status*	Cancellation Date
150814	Los Angeles Chivalry	05/31/2022	Cancelled(8*)	02/29/2024
104780	LOS ANGELES GOLDEN AGE	02/19/2009	Cancelled(8*)	06/29/2024



Club Health Assessment for District 4 L3 through January 2025

INTERNATIONAL

			Membership								Reports					Finance		LCIF		
Club Number	Club Name	Charter Date		Current Member Count	YTD Members Added	YTD Members Dropped	YTD Net Growth	YTD Net Growth%	Member Count 12 Months Ago	Avg. length of service for dropped members	Months Since Last MMR ***	Yrs. Since Last Officer Report	President Rotation	Vice President Reported ****	Months Since Last Activity Report ***	Account Balance	Donations for current Fiscal Year			
			Number of times on status quo within last two years	If below 15 members appears				If net loss is greater than 20% appears			If no report in 3 months appears in	When more than one year appears in	Number of repeat terms	Notes the officers that do not have an active	If no report at 12 months appears in red					
137622	Los Angeles Golden Sunrise	03/06/2019	Cancelled(6*)	08/29/2023																
93217	LOS ANGELES NEW HORIZON	12/23/2005	Cancelled(6*)	01/29/2024																
Current Total Clubs Count	YTD New Clubs Count	YTD Cancelled Clubs Count	YTD Net Club Gain	Current Total Members Count	YTD Add	YTD Drop	YTD Net Growth	YTD Net Growth %	Member Count 12 Months Ago	Average Member Count Per Club	% of Clubs with less than 20 members	% No MMR in 3 Months	% No Officer Report in 12 Months	% of Clubs with balance 90+ days	Number of Clubs in Status Quo	% Status Quo Clubs in Financial Suspension	Number of Cancelled Clubs	Average Cancelled Club Age	Members Lost Due to Cancellation	% of Clubs Cancelled for Non-Financial Reasons
58	5	0	5	1,308	304	113	191	17.10%	1,113	23	50%	55%	2%	7%	0	0%	0	0	0	0%

* - P - Priority Club. Cancellation Reasons: 1-Objectives/conduct, 2-Non-active club, 5-Non-existing club, 6-Disbanding, 7-Merger, 8-Financial Suspension, 9-District/Multiple District Dues.


** - Abbreviation: P-President, S-Secretary, T-Treasurer, M-Member Chairperson, VP-First Vice President, MC-Communications Chairperson, SC-Service Chairperson

*** - Abbreviation: N/R - Never reported using the Lions Clubs website, N/A - Not applicable, No password registered for the Lions Clubs website.

**** - Abbreviation: N - New, IP - Immediate Past, R - Repeat.




Club Health Assessment for District 4 L4 through January 2025

			Status	Membership							Reports					Finance	LCIF	
Club Number	Club Name	Charter Date		Current Member Count	YTD Members Added	YTD Members Dropped	YTD Net Growth	YTD Net Growth%	Member Count 12 Months Ago	Avg. length of service for dropped members	Months Since Last MMR ***	Yrs. Since Last Officer Report	President Rotation	Vice President Reported ****	Months Since Last Activity Report ***	Account Balance	Donations for current Fiscal Year	
			Number of times on status quo within last two years	If below 15 members appears					If net loss is greater than 20% appears			If no report in 3 months appears in	When more than one year appears in	Number of repeat terms	Notes the officers that do not have an active	If no report at 12 months appears in red		
Clubs more than two years old																		
2586	ANAHEIM	10/06/1922	Active(1)	14	1	1	0	0.00%	14	5	1				VP,SC	5		\$2,000.00
2590	BREA	07/25/1922	Active	11	0	0	0	0.00%	11		7			N	SC	0		
2592	BUENA PARK NOON	10/15/1957	Active	24	0	1	-1	-4.00%	26	1	3		4	R	M,SC	0		
Exc Award (06/30/2022)																		
49097	CHINO VALLEY CA	12/27/1988	Active	21	8	7	1	5.00%	25	8	0		2	N	M,SC	1		\$2,239.80
Exc Award (06/30/2018, 06/30/2020, 06/30/20)																		
2596	COSTA MESA NEWPORT HARBOR	03/08/1927	Active	29	3	2	1	3.57%	26	0	0			N	M,SC	1		
Exc Award (06/30/2022, 06/30/2023, 06/30/20)																		
145267	Costa Mesa-Goathill	05/07/2021	Active	18	0	1	-1	-5.26%	19	4	0		5	R	M,SC	0		
Exc Award (06/30/2022)																		
2598	CUCAMONGA DISTRICT HOST	09/29/1947	Active	13	0	0	0	0.00%	16		7			IP		1		\$2,560.00
Exc Award (06/30/2017)																		
31414	DIAMOND BAR BREAKFAST	12/09/1975	Active	25	1	2	-1	-3.85%	26	1	1			N	M,SC	0		\$4,300.00
2603	FULLERTON HOST	03/15/1939	Active	17	0	0	0	0.00%	20		4			R	M,SC	0		\$500.00
Exc Award (06/30/2022, 06/30/2023)																		
2606	GARDEN GROVE HOST	11/08/1922	Active	31	2	3	-1	-3.13%	29	1	0				VP	0		\$1,120.00
Exc Award (06/30/2017, 06/30/2021, 06/30/20)																		
53288	HARBOR MESA	06/16/1992	Active	31	1	1	0	0.00%	35	1	0			N	M,SC	1		
2607	HUNTINGTON BEACH HOST	05/16/1938	Active	56	2	5	-3	-5.08%	56	10	0		2	R		0		\$600.00
Exc Award (06/30/2017, 06/30/2023, 06/30/20)																		
2611	LA HABRA HOST	09/08/1947	Active	93	9	18	-9	-8.82%	100	4	0			N	SC	0		\$5,350.00
Exc Award (06/30/2020, 06/30/2022, 06/30/20)																		
30495	LAGUNA NIGUEL	04/10/1975	Active	29	0	1	-1	-3.33%	30	9	2				M,VP,SC	0		\$150.00
Exc Award (06/30/2016, 06/30/2017, 06/30/20)																		
48528	MISSION VIEJO	05/06/1988	Active	7	1	0	1	16.67%	6		1		2	R	M,SC	1		\$200.00
58437	ONTARIO-UPLAND L C	06/17/1996	Active	18	0	0	0	0.00%	18		6		2	R	M,SC	4		
Exc Award (06/30/2017)																		



Club Health Assessment for District 4 L4 through January 2025

			Status	Membership						Reports					Finance	LCIF	
Club Number	Club Name	Charter Date		Current Member Count	YTD Members Added	YTD Members Dropped	YTD Net Growth	YTD Net Growth%	Member Count 12 Months Ago	Avg. length of service for dropped members	Months Since Last MMR ***	Yrs. Since Last Officer Report	President Rotation	Vice President Reported ****	Months Since Last Activity Report ***	Account Balance	Donations for current Fiscal Year
			Number of times on status quo within last two years	If below 15 members appears				If net loss is greater than 20% appears			If no report in 3 months appears in	When more than one year appears in	Number of repeat terms	Notes the officers that do not have an active	If no report at 12 months appears in red		
45646	ORANGE CH AMER OF ORANGE COUNTY Exc Award (06/30/2018, 06/30/2023, 06/30/2024)	01/21/1986	Active	26	1	0	1	4.00%	23		0			R	3		\$1,200.00
2620	ORANGE COUNTY CENTRAL Exc Award (06/30/2018)	12/20/1922	Active	23	0	0	0	0.00%	23		2		3	R	M,SC	0	\$200.00
128711	Orange County Hana	08/24/2016	Active	8	0	1	-1	-11.11%	9	8	5		5		M,VP,SC	1	
33816	ORANGE COUNTY KOREAN AMERICAN Exc Award (06/30/2024)	05/10/1977	Active	19	0	1	-1	-5.00%	16	10	5			N	M	3	
130760	Orange County Marshall B Ketchum University Exc Award (06/30/2023)	04/27/2017	Active	6	2	28	-26	-81.25%	51	1	2				M,VP	2	
2623	POMONA HOST Exc Award (06/30/2022, 06/30/2024)	03/04/1921	Active	28	0	4	-4	-12.50%	32	26	1				M,VP,SC	0	\$1,000.00
2627	SANTA ANA Exc Award (06/30/2023)	01/24/1922	Active	11	3	0	3	37.50%	8		1		3	R	M,VP,SC	3	
2630	SEAL BEACH Exc Award (06/30/2017, 06/30/2022)	01/12/1939	Active	372	32	18	14	3.91%	406	8	0		2	N	SC	0	\$14,710.00
2632	STANTON Exc Award (06/30/2023)	11/11/1947	Active	11	0	3	-3	-21.43%	14	6	0		2	R	SC	4	
2633	TUSTIN HOST Exc Award (06/30/2016, 06/30/2017, 06/30/2020)	02/18/1948	Active	48	11	2	9	23.08%	38	2	0		2	N	SC	0	
2634	UPLAND HOST	11/07/1924	Active	11	1	0	1	10.00%	10		3		5	N	M,SC	0	90+ Days
110483	WESTERNU CAMPUS Exc Award (06/30/2023)	03/01/2011	Active	27	20	17	3	12.50%	25	1	0		2		S,M,VP,SC	0	

Clubs Cancelled Previous Fiscal Year – Clubs Cancelled within last 12 months may be reinstated

Club Number	Club Name	Charter Date	Current Status*	Cancellation Date
58472	NEWPORT BEACH HAWAIIAN	06/20/1996	Cancelled(6*)	12/29/2023
153173	Newport Hope	01/30/2023	Cancelled(8*)	10/29/2023



Club Health Assessment for District 4 L4 through January 2025

			Status							Membership					Reports					Finance		LCIF
Club Number	Club Name	Charter Date		Current Member Count	YTD Members Added	YTD Members Dropped	YTD Net Growth	YTD Net Growth%	Member Count 12 Months Ago	Avg. length of service for dropped members	Months Since Last MMR ***	Yrs. Since Last Officer Report	President Rotation	Vice President Reported ****	Months Since Last Activity Report ***	Account Balance	Donations for current Fiscal Year					
			Number of times on status quo within last two years	If below 15 members appears				If net loss is greater than 20% appears			If no report in 3 months appears in	When more than one year appears in	Number of repeat terms	Notes the officers that do not have an active	If no report at 12 months appears in red							
2617	Ontario Host	07/07/1922	Cancelled(6*)	12/29/2023																		
30225	WALNUT	02/14/1975	Cancelled(6*)	06/29/2024																		
Current Total Clubs Count	YTD New Clubs Count	YTD Cancelled Clubs Count	YTD Net Club Gain	Current Total Members Count	YTD Add	YTD Drop	YTD Net Growth	YTD Net Growth %	Member Count 12 Months Ago	Average Member Count Per Club	% of Clubs with less than 20 members	% No MMR in 3 Months	% No Officer Report in 12 Months	% of Clubs with balance 90+ days	Number of Clubs in Status Quo	% Status Quo Clubs in Financial Suspension	Number of Cancelled Clubs	Average Cancelled Club Age	Members Lost Due to Cancellation	% of Clubs Cancelled for Non-Financial Reasons		
28	0	0	0	1,027	98	116	-18	-1.72%	1,112	37	46%	29%	0%	4%	0	0%	0	0	0	0%		

* - P - Priority Club. Cancellation Reasons: 1-Objectives/conduct, 2-Non-active club, 5-Non-existing club, 6-Disbanding, 7-Merger, 8-Financial Suspension, 9-District/Multiple District Dues.

** - Abbreviation: P-President, S-Secretary, T-Treasurer, M-Member Chairperson, VP-First Vice President, MC-Communications Chairperson, SC-Service Chairperson

*** - Abbreviation: N/R - Never reported using the Lions Clubs website, N/A - Not applicable, No password registered for the Lions Clubs website.

**** - Abbreviation: N - New, IP - Immediate Past, R - Repeat.



Club Health Assessment for District 4 L5 through January 2025

Club Number	Club Name	Charter Date	Status	Membership							Reports					Finance	LCIF
				Current Member Count	YTD Members Added	YTD Members Dropped	YTD Net Growth	YTD Net Growth%	Member Count 12 Months Ago	Avg. length of service for dropped members	Months Since Last MMR ***	Yrs. Since Last Officer Report	President Rotation	Vice President Reported ****	Months Since Last Activity Report ***	Account Balance	Donations for current Fiscal Year
			Number of times on status quo within last two years	If below 15 members appears				If net loss is greater than 20% appears			If no report in 3 months appears	When more than one year appears in	Number of repeat terms	Notes the officers that do not have an active	If no report at 12 months red		
Clubs less than two years old																	
171762	Apple Valley Sunrise	05/23/2024	Active	42	16	1	15	55.56%	0	0	0		2	R	SC	0	\$785.00
171896	Jurupa Valley RivCo	06/20/2024	Active	24	4	0	4	20.00%	0		3		2		VP,SC	1	
171510	San Bernardino Beacon of Light	05/15/2024	Active(1)	20	6	6	0	0.00%	0	1	0		2	R		0	
152634	Timberline Lions of Wrightwood	03/14/2023	Active	18	0	0	0	0.00%	16		8			N	M,SC	18	
Clubs more than two years old																	
32192	ANZA	05/07/1976	Active	44	2	3	-1	-2.22%	52	2	1		4		M,VP,SC	8	\$120.00
102533	APPLE VALLEY Exc Award (06/30/2021)	06/19/2008	Active	19	3	3	0	0.00%	44	1	1			N	M	0	90+ Days \$300.00
2641	BARSTOW	02/01/1950	Active	8	0	0	0	0.00%	8		6		3		M,VP,SC	13	
2642	BEAUMONT	05/28/1947	Active	14	0	0	0	0.00%	14		6		3	R	M,SC	9	\$60.00
37563	BIG BEAR L C	10/15/1979	Active(1)	28	3	6	-3	-9.68%	32	3	5			N	M,SC	7	\$1,000.00
125198	Big Pines Teresita Pines	06/29/2015	Active	13	0	3	-3	-18.75%	16	3	2		6	R	SC	7	
2643	BLOOMINGTON	05/11/1960	Active	6	0	0	0	0.00%	6		7		4	R		8	\$40.00
2644	BLYTHE	04/19/1946	Active(1)	19	12	6	6	46.15%	13	12	0			N	T,M,SC	14	\$5.00
2436	BORON	04/11/1944	Active	5	1	0	1	25.00%	4		6			IP	M,VP,SC	3	\$1,005.00
38890	CALIMESA BREAKFAST Exc Award (06/30/2024)	09/29/1980	Active	40	0	3	-3	-6.98%	33	21	2		2		VP,SC	7	\$1,020.00
124341	Calimesa-Yucaipa	03/16/2015	Cancelled(6*)	0	0	1	-1	-100.00%	9	10	0	1	None		P,S,T,M,VP SC SC	17	
30323	CANYON LAKE	03/12/1975	Active	23	5	3	2	9.52%	20	8	0			IP		0	\$500.00
2646	COACHELLA VALLEY	01/12/1926	Active	15	0	0	0	0.00%	15		15			IP	M,VP,SC	14	\$70.00
140491	Colton	12/20/2019	Active(1)	27	0	3	-3	-10.00%	28	4	1		2	R	M	0	
2648	CORONA	09/04/1923	Active	17	1	0	1	6.25%	16		4		None		P,T,M,VP,SC	14	\$5.00
144972	Crestline	02/12/2021	Active	29	1	4	-3	-9.38%	28	3	0			N	P,M,VP,SC	7	\$354.00
Exc Award (06/30/2022, 06/30/2024)																	



Club Health Assessment for District 4 L5 through January 2025

			Status	Membership							Reports					Finance	LCIF
Club Number	Club Name	Charter Date		Current Member Count	YTD Members Added	YTD Members Dropped	YTD Net Growth	YTD Net Growth%	Member Count 12 Months Ago	Avg. length of service for dropped members	Months Since Last MMR ***	Yrs. Since Last Officer Report	President Rotation	Vice President Reported ****	Months Since Last Activity Report ***	Account Balance	Donations for current Fiscal Year
			Number of times on status quo within last two years	If below 15 members appears				If net loss is greater than 20% appears			If no report in 3 months appears in	When more than one year appears in	Number of repeat terms	Notes the officers that do not have appears in an active	If no report at 12 months red		
50368	DESERT CENTER CHUCKWALLA VALLEY	04/02/1990	Active	18	0	0	0	0.00%	19		8			N	10		\$30.00
38548	FONTANA BREAKFAST	06/10/1980	Active	14	0	0	0	0.00%	12		6		5	P,M,VP,SC	15		
2654	GRAND TERRACE	11/29/1973	Active	30	5	0	5	20.00%	26		1			N	0		\$35.00
2655	HEMET	10/11/1938	Active	12	0	0	0	0.00%	12		5		2	M,VP,SC	0		\$100.00
124596	Highland	04/15/2015	Active	10	0	0	0	0.00%	10		7		None	P,S,T,M,VP SC	9		
2659	JURUPA DISTRICT	04/09/1948	Active(1)	41	4	26	-22	-34.92%	69	6	0		None	N	3		\$280.00
	Exc Award (06/30/2016)																
2662	LUCERNE VALLEY	05/15/1947	Active	44	4	4	0	0.00%	43	6	0			N	15		
125026	Menifee Valley	06/04/2015	Active	9	0	0	0	0.00%	10		6		None	P,T,M,VP,SC	17		
53141	MURRIETA	05/22/1992	Active	21	3	1	2	10.53%	21	0	1		2	N	0		\$100.00
89504	MURRIETA BREAKFAST	10/25/2005	Active(1)	7	0	0	0	0.00%	7		0			N	1		
2664	NORCO	03/29/1951	Active	19	0	0	0	0.00%	19		11		7	N	15		
135062	North Fontana Centennial	06/22/2018	Active	15	4	3	1	7.14%	14	1	2		2	N	0		
42636	NUEVO & LAKEVW & JUN FL NUVIEW	05/24/1983	Active	16	0	0	0	0.00%	15		1		3	M,VP	16		
2667	PALM SPRINGS	01/15/1937	Active	26	1	2	-1	-3.70%	29	27	0		2	N	10		
2671	REDLANDS EVENING	06/18/1970	Active(1)	10	0	0	0	0.00%	10		12		5	R	12		\$6.00
2672	RIALTO HOST	10/14/1947	Active	15	5	0	5	50.00%	12		3		3	N	1		\$5.00
2676	RIVERSIDE MAGNOLIA CENTER	03/28/1951	Cancelled(8*)	0	0	10	-10	-100.00%	10	11	5		None	P,S,T,M,VP SC	11	90+ Days	
2680	SAN JACINTO	01/16/1928	Active	35	4	0	4	12.90%	36		0			N	0		\$500.00
37564	SILVER LAKES-HELENDALE LC	10/22/1979	Active(2)	11	0	1	-1	-8.33%	14	2	0		4	T,M,VP,SC	15		
53500	SPRING VALLEY LAKE	07/06/1992	Active(1)	23	1	3	-2	-8.00%	25	18	6		2	R	1		\$4,200.00
2669	TEMECULA	03/17/1969	Active	12	3	0	3	33.33%	10		0		2	M,VP,SC	2		\$200.00
2684	VICTORVILLE	01/12/1926	Active(1)	20	3	3	0	0.00%	17	5	3			N	1		
2686	YUCAIPA VALLEY	09/02/1954	Active	16	1	5	-4	-20.00%	19	13	0		2	R	5		\$500.00



Club Health Assessment for District 4 L5 through January 2025

			Status	Membership							Reports				Finance	LCIF	
Club Number	Club Name	Charter Date		Current Member Count	YTD Members Added	YTD Members Dropped	YTD Net Growth	YTD Net Growth%	Member Count 12 Months Ago	Avg. length of service for dropped members	Months Since Last MMR ***	Yrs. Since Last Officer Report	President Rotation	Vice President Reported ****	Months Since Last Activity Report ***	Account Balance	Donations for current Fiscal Year
			Number of times on status quo within last two years	If below 15 members appears				If net loss is greater than 20% appears			If no report in 3 months appears in	When more than one year appears in	Number of repeat terms	Notes the officers that do not have an active	If no report at 12 months appears in red		

Clubs Cancelled Previous Fiscal Year – Clubs Cancelled within last 12 months may be reinstated

Club Number	Club Name	Charter Date	Current Status*	Cancellation Date
2673	RIALTO BREAKFAST	03/08/1968	Cancelled(8*)	06/29/2024
2682	TIMBERLINE L C	11/16/1953	Cancelled(8*)	12/29/2023

Current Total Clubs Count	YTD New Clubs Count	YTD Cancelled Clubs Count	YTD Net Club Gain	Current Total Members Count	YTD Add	YTD Drop	YTD Net Growth	YTD Net Growth %	Member Count 12 Months Ago	Average Member Count Per Club	% of Clubs with less than 20 members	% No MMR in 3 Months	% No Officer Report in 12 Months	% of Clubs with balance 90+ days	Number of Clubs in Status Quo	% Status Quo Clubs in Financial Suspension	Number of Cancelled Clubs	Average Cancelled Club Age	Members Lost Due to Cancellation	% of Clubs Cancelled for Non-Financial Reasons
41	0	2	-2	835	92	100	-8	-0.95%	813	20	59%	46%	0%	2%	0	0%	2	105	11	-50%

* - P - Priority Club. Cancellation Reasons: 1-Objectives/conduct, 2-Non-active club, 5-Non-existing club, 6-Disbanding, 7-Merger, 8-Financial Suspension, 9-District/Multiple District Dues.

** - Abbreviation: P-President, S-Secretary, T-Treasurer, M-Member Chairperson, VP-First Vice President, MC-Communications Chairperson, SC-Service Chairperson

*** - Abbreviation: N/R - Never reported using the Lions Clubs website, N/A - Not applicable, No password registered for the Lions Clubs website.

**** - Abbreviation: N - New, IP - Immediate Past, R - Repeat.



Club Health Assessment for District 4 L6 through January 2025

Club Number	Club Name	Charter Date	Status	Membership							Reports					Finance	LCIF
				Current Member Count	YTD Members Added	YTD Members Dropped	YTD Net Growth	YTD Net Growth%	Member Count 12 Months Ago	Avg. length of service for dropped members	Months Since Last MMR ***	Yrs. Since Last Officer Report	President Rotation	Vice President Reported ****	Months Since Last Activity Report ***	Account Balance	Donations for current Fiscal Year
			Number of times on status quo within last two years	If below 15 members appears				If net loss is greater than 20% appears			If no report in 3 months appears	When more than one year appears in	Number of repeat terms	Notes the officers that do not have an active	If no report at 12 months appears in red		
Clubs less than two years old																	
157635	Chula Vista Noble	05/17/2024	Active	18	1	6	-5	-21.74%	0	1	1			N	M,SC	2	
178678	San Diego All City Entertainment	10/15/2024	Newly Chartered	27	27	0	27	100.00%	0		3				VP,SC	N/R	
174357	San Diego Dynamic	07/11/2024	Active	59	65	6	59	100.00%	0	1	3			N		0	\$1,300.00
156415	San Diego Renaissance	11/07/2023	Active	41	0	4	-4	-8.89%	40	1	1		2	R		0	\$1,140.00
Clubs more than two years old																	
138188	Calipatria	05/07/2019	Active	13	0	0	0	0.00%	15		7			N	T,VP,SC	14	
2694	CHULA VISTA HOST	09/23/1941	Active	11	0	0	0	0.00%	9		6			R	M,SC	23	
142211	Chula Vista Visionaries	07/15/2020	Active	30	5	1	4	15.38%	27	1	4			R	M	1	90+ Days \$1,200.00
2696	CORONADO	04/28/1939	Active(1)	9	0	0	0	0.00%	0		6		2		M,VP,SC	0	90+ Days
107475	DEL MAR SOLANA BEACH DEL SOL	02/15/2010	Active	19	0	5	-5	-20.83%	25	7	1		3	R	M,SC	0	
2699	EL CAJON VALLEY	04/26/1947	Active	55	3	6	-3	-5.17%	62	19	1			N		0	\$8,550.00
	Exc Award (06/30/2018)																
2700	EL CENTRO HOST	05/09/1947	Active	9	0	0	0	0.00%	9		9		2		T,M,VP,SC	24+	
2701	EL CENTRO SOL DE ORO	12/27/1966	Active	8	0	0	0	0.00%	8		9	1	None		P,S,T,M,VP SC	19	
52199	ENCINITAS	12/02/1991	Active	19	3	4	-1	-5.00%	21	5	1		2		M,VP,SC	21	\$100.00
56161	ESCONDIDO CHAMPAGNE VILLAGE	10/21/1994	Active	57	18	1	17	42.50%	39	5	1			N	P,M,SC	24+	90+ Days
2703	ESCONDIDO HOST	08/09/1944	Active(1)	6	0	5	-5	-45.45%	11	3	0		3		S,T,M,VP,SC	24+	
78686	HARBISON CANYON	04/05/2004	Active	7	0	0	0	0.00%	7		10		3		M,VP,SC	1	
2708	IMPERIAL	09/22/1950	Active	9	0	0	0	0.00%	9		7		13	R	S,T,M,VP,SC	3	
133161	Imperial Beach	12/27/2017	Active(1)	12	2	2	0	0.00%	11	5	5		2	R	M,VP,SC	3	
124902	La Jolla Presidents	06/04/2015	Active(1)	14	0	9	-9	-39.13%	33	6	4				M,VP,SC	4	\$1,607.00
2711	LA MESA	03/17/1949	Active	30	0	4	-4	-11.76%	33	19	0				M,VP,SC	0	\$1,970.00
	Exc Award (06/30/2017)																
133218	La Mesa Himalayan Friendship	12/13/2017	Active	4	0	0	0	0.00%	6		11		7		T,VP,SC	N/A	



Club Health Assessment for District 4 L6 through January 2025

			Status	Membership							Reports					Finance	LCIF
Club Number	Club Name	Charter Date		Current Member Count	YTD Members Added	YTD Members Dropped	YTD Net Growth	YTD Net Growth%	Member Count 12 Months Ago	Avg. length of service for dropped members	Months Since Last MMR ***	Yrs. Since Last Officer Report	President Rotation	Vice President Reported ****	Months Since Last Activity Report ***	Account Balance	Donations for current Fiscal Year
			Number of times on status quo within last two years	If below 15 members appears				If net loss is greater than 20% appears			If no report in 3 months appears in	When more than one year appears in	Number of repeat terms	Notes the officers that do not have an active	If no report at 12 months red		
146873	Lemon Grove Latino DIV	06/22/2021	Cancelled(6*)	0	0	17	-17	-100.00%	17	4	0		None	P,S,T,M,VP SC	13		\$100.00
124657	Lemon Grove Lions Club	05/28/2015	Active	19	5	1	4	26.67%	14	0	0		2	R	0		\$500.00
	Exc Award (06/30/2024)																
2714	NATIONAL CITY HOST	06/21/1944	Active	16	3	9	-6	-27.27%	18	11	0			N	VP,SC	0	\$1,000.00
2717	OCEANSIDE SEA LIONS	06/11/1968	Active	53	8	0	8	17.78%	45		2		2	R	SC	0	\$820.00
	Exc Award (06/30/2024)																
2718	PAUMA VALLEY	01/23/1952	Active	19	1	0	1	5.56%	18		4		7	R	S,T,M,SC	24+	\$100.00
2719	POWAY	09/28/1960	Active	8	2	1	1	14.29%	8	7	0				M,VP,SC	1	
146878	Ramona	06/28/2021	Active	10	0	1	-1	-9.09%	10	3	2		2		M,VP,SC	2	\$100.00
142672	San Diego Classic Gold	08/31/2020	Active(3)	10	0	0	0	0.00%	10		14		5		VP,SC	24+	
83143	SAN DIEGO COSMOPOLITAN	07/04/2004	Active	12	3	1	2	20.00%	57	9	1			N	M,SC	1	\$20.00
62439	SAN DIEGO EXECUTIVE	10/29/1999	Active	24	1	0	1	4.35%	26		6			N		0	\$930.00
	Exc Award (06/30/2017)																
98914	SAN DIEGO FOREVER	03/30/2007	Active	114	14	0	14	14.00%	140		0		2	R		1	\$12,300.00
	Exc Award (06/30/2021, 06/30/2022, 06/30/2023)																
2722	SAN DIEGO HOST	09/08/1921	Active	82	5	10	-5	-5.75%	85	17	1			N	T,M,SC	1	90+ Days \$400.00
56076	SAN DIEGO MAJESTIC	09/09/1994	Active	69	11	18	-7	-9.21%	76	4	0			N		0	\$6,860.00
	Exc Award (06/30/2017, 06/30/2018, 06/30/2019)																
140614	San Diego Miramar	01/14/2020	Active	31	6	1	5	19.23%	27	2	0		6	R	SC	0	\$2,000.00
	Exc Award (06/30/2022)																
106067	SAN DIEGO NORTH COUNTY	07/07/2009	Active	13	0	0	0	0.00%	12		5				S,VP,SC	1	\$40.00
2728	SAN DIEGO NORTH PARK	05/18/1926	Active	22	1	1	0	0.00%	21	51	5			N	SC	1	\$5,000.00
	Exc Award (06/30/2022)																
119990	San Diego Pathfinders	07/16/2013	Active	24	4	2	2	9.09%	39	2	2			IP		0	\$4,070.00
2729	SAN DIEGO PENINSULA	02/19/1946	Active	12	0	0	0	0.00%	12		6		2	R	SC	0	\$620.00
100585	SAN DIEGO PREMIER	11/26/2007	Active	24	1	0	1	4.35%	23		4		2	R		0	90+ Days
2732	SAN DIEGO RANCHO BERNARDO	06/27/1964	Active	17	2	1	1	6.25%	19	4	0			R	SC	0	\$1,738.00



Club Health Assessment for District 4 L6 through January 2025

Club Number	Club Name	Charter Date	Status	Membership							Reports					Finance	LCIF
				Current Member Count	YTD Members Added	YTD Members Dropped	YTD Net Growth	YTD Net Growth%	Member Count 12 Months Ago	Avg. length of service for dropped members	Months Since Last MMR ***	Yrs. Since Last Officer Report	President Rotation	Vice President Reported ****	Months Since Last Activity Report ***	Account Balance	Donations for current Fiscal Year
			Number of times on status quo within last two years	If below 15 members appears				If net loss is greater than 20% appears			If no report in 3 months appears	When more than one year appears in	Number of repeat terms	Notes the officers that do not have an active	If no report at 12 months red		
134397	San Diego Roaring	04/13/2018	Active	33	4	1	3	10.00%	39	0	1			N	M,SC	5	
147567	San Diego Stars	07/13/2021	Active	69	6	0	6	9.52%	64		2			IP		0	\$2,300.00
	Exc Award (06/30/2023)																
106066	SAN DIEGO TFC	07/07/2009	Active	18	0	0	0	0.00%	21		7		2	N	S,M,SC	1	\$2,440.00
	Exc Award (06/30/2017)																
111025	SAN DIEGO UNITED	05/17/2011	Active	13	1	1	0	0.00%	14	3	2			R	SC	0	\$2,950.00
100624	SAN DIEGO VIETNAMESE AMERICAN	12/01/2007	Active(1)	10	0	0	0	0.00%	10		1		7		M,VP,SC	24+	
43134	SAN MARCOS	11/17/1983	Active	18	0	1	-1	-5.26%	21	15	3			N		0	\$800.00
	Exc Award (06/30/2018, 06/30/2023)																
2739	SPRING VALLEY	10/27/1954	Active	18	0	0	0	0.00%	21		4		3	N		0	\$1,070.00
2741	VISTA AMIGOS DE VISTA	02/03/1970	Active	22	1	0	1	4.76%	21		0			R	M,SC	1	
53897	VISTA PRIDE OF VISTA	12/16/1992	Active	20	0	0	0	0.00%	20		17		2	R	M,SC	1	
111147	WEST SHORES	06/02/2011	Active	20	1	3	-2	-9.09%	23	1	4		2	R	SC	1	90+ Days

Clubs Cancelled Previous Fiscal Year – Clubs Cancelled within last 12 months may be reinstated

Club Number	Club Name	Charter Date	Current Status*	Cancellation Date
93247	SAN DIEGO DELTA	01/04/2006	Cancelled(8*)	12/29/2023
2726	SAN DIEGO HILLCREST-MISSIN VAL	05/19/1933	Cancelled(6*)	06/29/2024

Current Total Clubs Count	YTD New Clubs Count	YTD Cancelled Clubs Count	YTD Net Club Gain	Current Total Members Count	YTD Add	YTD Drop	YTD Net Growth	YTD Net Growth %	Member Count 12 Months Ago	Average Member Count Per Club	% of Clubs with less than 20 members	% No MMR in 3 Months	% No Officer Report in 12 Months	% of Clubs with balance 90+ days	Number of Clubs in Status Quo	% Status Quo Clubs in Financial Suspension	Number of Cancelled Clubs	Average Cancelled Club Age	Members Lost Due to Cancellation	% of Clubs Cancelled for Non-Financial Reasons
50	2	1	1	1,277	204	122	82	6.86%	1,296	26	58%	50%	2%	12%	0	0%	1	113	17	0%

* - P - Priority Club. Cancellation Reasons: 1-Objectives/conduct, 2-Non-active club, 5-Non-existing club, 6-Disbanding, 7-Merger, 8-Financial Suspension, 9-District/Multiple District Dues.

** - Abbreviation: P-President, S-Secretary, T-Treasurer, M-Member Chairperson, VP-First Vice President, MC-Communications Chairperson, SC-Service Chairperson

*** - Abbreviation: N/R - Never reported using the Lions Clubs website, N/A - Not applicable, No password registered for the Lions Clubs website.

**** - Abbreviation: N - New, IP - Immediate Past, R - Repeat.



Club Health Assessment for District 4 L1 - Cancelled through January 2025

			Status	Membership							Reports				Finance	LCIF	
				Current Member Count	YTD Members Added	YTD Members Dropped	YTD Net Growth	YTD Net Growth%	Member Count 12 Months Ago	Avg. length of service for dropped members	Months Since Last MMR ***	Yrs. Since Last Officer Report	President Rotation	Vice President Reported ****	Months Since Last Activity Report ***	Account Balance	Donations for current Fiscal Year
Club Number	Club Name	Charter Date															
			Number of times on status quo within last two years	If below 15 members appears			If net loss is greater than 20% appears				If no report in 3 months appears in	When more than one year appears in	Number of repeat terms	Notes the officers that do not have an active	If no report at 12 months appears in red		

Clubs Cancelled Previous Fiscal Year – Clubs Cancelled within last 12 months may be reinstated

Club Number		Club Name		Charter Date			Current Status*		Cancellation Date											
2466		MOJAVE		03/20/1941			Cancelled(6*)		07/29/2023											
Current Total Clubs Count	YTD New Clubs Count	YTD Cancelled Clubs Count	YTD Net Club Gain	Current Total Members Count	YTD Add	YTD Drop	YTD Net Growth	YTD Net Growth %	Member Count 12 Months Ago	Average Member Count Per Club	% of Clubs with less than 20 members	% No MMR in 3 Months	% No Officer Report in 12 Months	% of Clubs with balance 90+ days	Number of Clubs in Status Quo	% Status Quo Clubs in Financial Suspension	Number of Cancelled Clubs	Average Cancelled Club Age	Members Lost Due to Cancellation	% of Clubs Cancelled for Non-Financial Reasons
0	0	0	0	0	0	0	0	100.00%	0	0	0%	0%	0%	0%	0	0%	0	0	0	0%

* - P - Priority Club. Cancellation Reasons: 1-Objectives/conduct, 2-Non-active club, 5-Non-existing club, 6-Disbanding, 7-Merger, 8-Financial Suspension, 9-District/Multiple District Dues.
** - Abbreviation: P-President, S-Secretary, T-Treasurer, M-Member Chairperson, VP-First Vice President, MC-Communications Chairperson, SC-Service Chairperson
*** - Abbreviation: N/R - Never reported using the Lions Clubs website, N/A - Not applicable, No password registered for the Lions Clubs website.
**** - Abbreviation: N - New, IP - Immediate Past, R - Repeat.



Club Health Assessment for District 19 I through January 2025

			Status	Membership							Reports					Finance		LCIF		
Club Number	Club Name	Charter Date		Current Member Count	YTD Members Added	YTD Members Dropped	YTD Net Growth	YTD Net Growth%	Member Count 12 Months Ago	Avg. length of service for dropped members	Months Since Last MMR ***	Yrs. Since Last Officer Report	President Rotation	Vice President Reported ****	Months Since Last Activity Report ***	Account Balance	Donations for current Fiscal Year			
			Number of times on status quo within last two years	If below 15 members appears			If net loss is greater than 20% appears				If no report in 3 months appears in	When more than one year appears in	Number of repeat terms	Notes the officers that do not have an active	If no report at 12 months appears in red					
Clubs more than two years old																				
7717	EPHRATA	05/08/1940	Active	15	0	2	-2	-11.76%	17	1	0			N	P,M,VP,SC	3	\$200.00			
7716	LAKE CHELAN	08/01/1935	Active	37	1	0	1	2.78%	44		2		2		M,VP,SC	2	\$250.00			
Exc Award (06/30/2018, 06/30/2023)																				
7718	LEAVENWORTH	09/27/1951	Active	30	4	5	-1	-3.23%	30	24	0			N	SC	0	\$5,825.00			
35342	MANSFIELD	04/07/1978	Active	21	1	1	0	0.00%	17	47	0				T,M,VP,SC	24+				
62494	MATTAWA-DESERT AIRE L C	11/17/1999	Active	16	2	0	2	14.29%	15		6		3	R	M,SC	4				
7719	MOSES LAKE	10/13/1941	Active	27	0	0	0	0.00%	28		2		2	N	M,SC	24+	\$175.00			
145097	Moses Lake Lioness	04/06/2021	Active	21	3	1	2	10.53%	19	1	0			N	M,SC	0	\$130.00			
29358	NORTH PEND OREILLE VALLEY L C	05/23/1974	Active	30	3	4	-1	-3.23%	29	10	0			N	SC	10				
Exc Award (06/30/2023)																				
7782	NORTHPORT	01/31/1957	Active	41	0	1	-1	-2.38%	42	25	5		7	R		0				
57622	QUINCY VALLEY	12/18/1995	Active	19	0	0	0	0.00%	22		7		2	N		0	\$510.00			
118632	TONASKET OKANOGAN VALLEY	01/30/2013	Active	9	0	6	-6	-40.00%	16	6	2		2		M,VP,SC	24+				
7726	WATERVILLE	10/13/1941	Active	30	2	1	1	3.45%	29	3	6		2	R	M,VP,SC	4	\$200.00			
7727	WENATCHEE CENTRAL	03/04/1930	Active	70	3	3	0	0.00%	71	7	1			N	SC	3	\$4,405.00			
Exc Award (06/30/2023)																				
47481	WENATCHEE VALLEY	06/18/1987	Active	23	1	1	0	0.00%	23	8	1			IP	M,SC	3	\$460.00			
Current Total Clubs Count	YTD New Clubs Count	YTD Cancelled Clubs Count	YTD Net Club Gain	Current Total Members Count	YTD Add	YTD Drop	YTD Net Growth	YTD Net Growth %	Member Count 12 Months Ago	Average Member Count Per Club	% of Clubs with less than 20 members	% No MMR in 3 Months	% No Officer Report in 12 Months	% of Clubs with balance 90+ days	Number of Clubs in Status Quo	% Status Quo Clubs in Financial Suspension	Number of Cancelled Clubs	Average Cancelled Club Age	Members Lost Due to Cancellation	% of Clubs Cancelled for Non-Financial Reasons
14	0	0	0	389	20	25	-5	-1.27%	402	28	29%	29%	0%	0%	0	0%	0	0	0	0%

* - P - Priority Club. Cancellation Reasons: 1-Objectives/conduct, 2-Non-active club, 5-Non-existing club, 6-Disbanding, 7-Merger, 8-Financial Suspension, 9-District/Multiple District Dues.


** - Abbreviation: P-President, S-Secretary, T-Treasurer, M-Member Chairperson, VP-First Vice President, MC-Communications Chairperson, SC-Service Chairperson

*** - Abbreviation: N/R - Never reported using the Lions Clubs website, N/A - Not applicable, No password registered for the Lions Clubs website.

**** - Abbreviation: N - New, IP - Immediate Past, R - Repeat.



Club Health Assessment for District 19 L through January 2025

			Status		Membership						Reports					Finance		LCIF		
Club Number	Club Name	Charter Date			Current Member Count	YTD Members Added	YTD Members Dropped	YTD Net Growth	YTD Net Growth%	Member Count 12 Months Ago	Avg. length of service for dropped members	Months Since Last MMR ***	Yrs. Since Last Officer Report	President Rotation	Vice President Reported ****	Months Since Last Activity Report ***	Account Balance	Donations for current Fiscal Year		
			Number of times on status quo within last two years		If below 15 members appears				If net loss is greater than 20% appears			If no report in 3 months appears	When more than one year appears in	Number of repeat terms	Notes the officers that do not have an active	If no report at 12 months appears in red				
Clubs more than two years old																				
8002	CLALLAM BAY SEKIU	11/28/1950	Active		30	2	3	-1	-3.23%	29	3	0		3	N	M,SC	0	\$1,000.00		
	Exc Award (06/30/2021, 06/30/2022, 06/30/20																			
36050	CRESCENT BAY L C	09/14/1978	Active		22	0	0	0	0.00%	21		9		6		P,T,M,VP,SC	24+			
8003	FORKS	03/28/1947	Active		46	0	0	0	0.00%	47		10			N	T,M	4			
	Exc Award (06/30/2022)																			
8005	PORT ANGELES	07/24/1942	Active		62	7	10	-3	-4.62%	64	13	0				M,VP,SC	11	\$640.00		
8007	QUILCENE	06/18/1966	Active		22	0	0	0	0.00%	22		8			N	S,M,SC	1			
8008	SEQUIM VALLEY	11/16/1955	Active		45	2	0	2	4.65%	59		0			N		0			
Current Total Clubs Count	YTD New Clubs Count	YTD Cancelled Clubs Count	YTD Net Club Gain	Current Total Members Count	YTD Add	YTD Drop	YTD Net Growth	YTD Net Growth %	Member Count 12 Months Ago	Average Member Count Per Club	% of Clubs with less than 20 members	% No MMR in 3 Months	% No Officer Report in 12 Months	% of Clubs with balance 90+ days	Number of Clubs in Status Quo	% Status Quo Clubs in Financial Suspension	Number of Cancelled Clubs	Average Cancelled Club Age	Members Lost Due to Cancellation	% of Clubs Cancelled for Non-Financial Reasons
6	0	0	0	227	11	13	-2	-0.87%	242	38	0%	50%	0%	0%	0	0%	0	0	0	0%

* - P - Priority Club. Cancellation Reasons: 1-Objectives/conduct, 2-Non-active club, 5-Non-existing club, 6-Disbanding, 7-Merger, 8-Financial Suspension, 9-District/Multiple District Dues.

** - Abbreviation: P-President, S-Secretary, T-Treasurer, M-Member Chairperson, VP-First Vice President, MC-Communications Chairperson, SC-Service Chairperson

*** - Abbreviation: N/R - Never reported using the Lions Clubs website, N/A - Not applicable, No password registered for the Lions Clubs website.

**** - Abbreviation: N - New, IP - Immediate Past, R - Repeat.



Club Health Assessment for District 19 N through January 2025

			Status	Membership							Reports					Finance		LCIF
Club Number	Club Name	Charter Date		Current Member Count	YTD Members Added	YTD Members Dropped	YTD Net Growth	YTD Net Growth%	Member Count 12 Months Ago	Avg. length of service for dropped members	Months Since Last MMR ***	Yrs. Since Last Officer Report	President Rotation	Vice President Reported ****	Months Since Last Activity Report ***	Account Balance	Donations for current Fiscal Year	
			Number of times on status quo within last two years	If below 15 members appears					If net loss is greater than 20% appears			If no report in 3 months appears in	When more than one year appears in	Number of repeat terms	Notes the officers that do not have an active	If no report at 12 months appears in red		
Clubs less than two years old																		
153647	Tacoma King Pierce Hana	03/09/2023	Active	14	2	8	-6	-30.00%	20	2	4		3	R	S,T,M,VP,SC	N/R		
Clubs more than two years old																		
7879	ABERDEEN	05/21/1940	Active	71	10	8	2	2.90%	70	7	0			N	SC	0		\$650.00
Exc Award (06/30/2022, 06/30/2023)																		
28095	ADNA	03/06/1974	Active	10	0	3	-3	-23.08%	13	30	3		12		T,M,VP,SC	3		
7674	AUBURN NOON	03/22/1945	Active	39	10	16	-6	-13.33%	44	7	0			N	SC	0		
7881	BATTLEGROUNDS	06/30/1971	Active	21	0	1	-1	-4.55%	21	2	2			R	M,SC	0		
7883	BOISTFORT	08/19/1957	Active	19	2	2	0	0.00%	19	3	3				T,M,VP,SC	1		
Exc Award (06/30/2018)																		
84331	BONNEY LAKE	10/25/2004	Active	12	0	8	-8	-40.00%	21	11	2		2	R	VP,SC	0		
7676	BREMERTON CENTRAL	03/18/1925	Active	44	2	6	-4	-8.33%	49	18	0			N	M,SC	1		\$2,300.00
Exc Award (06/30/2017, 06/30/2023)																		
7884	CAMAS	12/15/1938	Active	34	6	13	-7	-17.07%	39	18	0		2	R	SC	2		\$2,661.00
Exc Award (06/30/2018, 06/30/2022, 06/30/2023)																		
7885	CASTLE ROCK	05/27/1947	Active	15	0	9	-9	-37.50%	25	8	2		None		P,T,M,VP,SC	0		
7886	CENTRAL PARK	05/01/1958	Active	23	1	4	-3	-11.54%	26	2	1		3	R	M,VP,SC	2		\$100.00
7678	CENTRALIA	02/18/1948	Active	11	1	0	1	10.00%	10		5		6		P,T,VP,SC	1		
35343	CLEARWATER-KALALOE L C	04/26/1978	Active	7	0	0	0	0.00%	7		9		9	R	P,M,VP,SC	22		
7890	COSMOPOLIS	03/04/1947	Active	58	5	6	-1	-1.69%	58	10	1			R	T,SC	0		\$1,000.00
Exc Award (06/30/2018)																		
107403	DUPONT	02/02/2010	Active	25	2	0	2	8.70%	30		6		2	N	M,SC	6		
7679	EATONVILLE	09/22/1938	Active	39	0	8	-8	-17.02%	45	14	0			IP	M	1		\$50.00
Exc Award (06/30/2017)																		
7680	ENUMCLAW	10/19/1948	Active	43	11	1	10	30.30%	35	10	0			N	M,SC	0		\$1,200.00
Exc Award (06/30/2016, 06/30/2017, 06/30/2023)																		
7681	FEDERAL WAY	03/23/1954	Active	30	1	3	-2	-6.25%	31	4	0		2	R		0		\$710.00



Club Health Assessment for District 19 N through January 2025

			Status	Membership							Reports					Finance		LCIF
Club Number	Club Name	Charter Date		Current Member Count	YTD Members Added	YTD Members Dropped	YTD Net Growth	YTD Net Growth%	Member Count 12 Months Ago	Avg. length of service for dropped members	Months Since Last MMR ***	Yrs. Since Last Officer Report	President Rotation	Vice President Reported ****	Months Since Last Activity Report ***	Account Balance	Donations for current Fiscal Year	
			Number of times on status quo within last two years	If below 15 members appears			If net loss is greater than 20% appears			If no report in 3 months appears in			When more than one year appears in	Number of repeat terms	Notes the officers that do not have an active	If no report at 12 months appears in red		
Exc Award (06/30/2016, 06/30/2017, 06/30/2018)			Active	13	0	0	0	0.00%	13		9		2	R	M,SC	5		
7682 FIFE 08/28/1951																		
Exc Award (06/30/2016, 06/30/2018)			Active	21	5	0	5	31.25%	20		0		2	R		0		
7683 GIG HARBOR 09/03/1931																		
Exc Award (06/30/2017)			Active	24	1	2	-1	-4.00%	25	6	0			N	M	4		\$625.00
7701 GREATER PUYALLUP 04/06/1954																		
			Active	22	0	0	0	0.00%	22		9		2	N	M,VP,SC	1		\$1,000.00
7888 HAZEL DELL 03/20/1963																		
7685 HOOD CANAL 10/22/1964			Active(1)	17	2	3	-1	-5.56%	20	16	0		2	N	M,SC	5		\$2,000.00
Exc Award (06/30/2017, 06/30/2018)			Active	34	0	1	-1	-2.86%	33	67	0			R	P,M,SC	2		
7894 HOQUIAM 12/03/1941																		
7895 KALAMA 01/26/1940			Active	34	1	3	-2	-5.56%	38	9	2			N	M,SC	2		
Exc Award (06/30/2018)			Active	28	0	0	0	0.00%	26		7		2	N	P,M,SC	0		\$200.00
7896 KELSO 02/02/1953																		
7686 KENT 09/15/1938			Active	21	0	6	-6	-22.22%	30	10	4		None		P,T,M,VP,SC	1		
42759 KEY PENINSULA 06/24/1983			Active	14	2	0	2	16.67%	16		1				M,VP,SC	0		\$100.00
43611 LA CENTER 03/02/1984			Active	41	0	0	0	0.00%	37		2		2	R	M,SC	0		\$140.00
Exc Award (06/30/2018, 06/30/2020, 06/30/2021)			Active	33	2	0	2	6.45%	31		4				M,VP,SC	8		
39522 LACEY LAMPLIGHTERS 03/09/1981																		
Exc Award (06/30/2016, 06/30/2017, 06/30/2018)			Active	50	3	17	-14	-21.88%	70	15	0			N	SC	0		\$1,000.00
31331 LACEY SUNRISE 11/11/1975																		
Exc Award (06/30/2017, 06/30/2018)			Active	33	5	4	1	3.13%	32	2	1			N	SC	2		\$250.00
7689 LAKEWOOD FIRST 03/17/1954																		
Exc Award (06/30/2017, 06/30/2018, 06/30/2019)			Active	9	1	0	1	12.50%	8		3			N	S,M,SC	2		
40104 LAKEWOOD KNIGHT 06/18/1981																		
36309 LONGVIEW KELSO EARLY BIRD 12/14/1978			Active	44	5	6	-1	-2.22%	45	18	1			N		7		\$1,000.00
7900 LONGVIEW PIONEER 11/20/1923			Active	144	2	7	-5	-3.36%	152	21	1			N	SC	0		\$8,955.00
Exc Award (06/30/2018, 06/30/2019, 06/30/2020)			Active	14	1	1	0	0.00%	12	1	1		12	R	P,M,VP,SC	4		
36310 LYLE 12/04/1978																		



Club Health Assessment for District 19 N through January 2025

			Status	Membership							Reports					Finance		LCIF
Club Number	Club Name	Charter Date		Current Member Count	YTD Members Added	YTD Members Dropped	YTD Net Growth	YTD Net Growth%	Member Count 12 Months Ago	Avg. length of service for dropped members	Months Since Last MMR ***	Yrs. Since Last Officer Report	President Rotation	Vice President Reported ****	Months Since Last Activity Report ***	Account Balance	Donations for current Fiscal Year	
			Number of times on status quo within last two years	If below 15 members appears				If net loss is greater than 20% appears			If no report in 3 months appears in	When more than one year appears in	Number of repeat terms		Notes the officers that do not have an active	If no report at 12 months appears in red		
7692	MINERAL LAKE	03/20/1952	Active	34	1	0	1	3.03%	26		3			IP	M,SC	1		
Exc Award (07/30/2017)																		
47512	MORTON	06/23/1987	Active	6	0	0	0	0.00%	6		13	1	None		P,S,T,M,VP SC	24+		
7694	MT RAINIER	03/21/1952	Active(1)	6	0	0	0	0.00%	6		9		None		P,S,M,VP,SC	3		
124975	Napavine-Newaukum	06/10/2015	Active(1)	21	0	0	0	0.00%	0		5		5	R	S,M,SC	10		
7906	NORTH CLARK L C	12/06/1954	Active	18	0	0	0	0.00%	18		7		3	R	S,M,SC	1		
41316	NORTH MASON	05/27/1982	Active	12	0	0	0	0.00%	12		8		3	R	M,SC	11		\$250.00
7907	OCEAN SHORES	06/07/1966	Active	31	12	3	9	40.91%	19	2	1			N	SC	13		
Exc Award (06/30/2023)																		
7695	OLYMPIA HOST	09/11/1935	Active	71	7	5	2	2.90%	76	3	0			N		0		\$7,655.00
Exc Award (06/30/2017, 06/30/2020, 06/30/2023)																		
42532	OLYMPIA WEST	04/29/1983	Active	18	1	2	-1	-5.26%	20	5	3		None		P,VP	0		\$1,800.00
Exc Award (06/30/2017, 06/30/2020)																		
7697	ORTING	10/09/1931	Active	31	0	0	0	0.00%	31		5		2	R	M,SC	2		
7899	PENINSULA	10/05/1955	Active	55	9	6	3	5.77%	53	9	0		2	R	SC	0		\$2,920.00
Exc Award (06/30/2021, 06/30/2022, 06/30/2023)																		
149058	Pierce County Virtual	12/06/2021	Active	11	3	3	0	0.00%	14	3	1		2	R	M	0		
7699	PORT ORCHARD	10/11/1967	Active	17	2	4	-2	-10.53%	19	24	1		3		VP,SC	0		
Exc Award (06/30/2017, 06/30/2020, 06/30/2023)																		
7700	POULSBO	08/04/1942	Active	74	2	3	-1	-1.33%	68	16	1			N		0		\$3,150.00
Exc Award (06/30/2017, 06/30/2023, 06/30/2024)																		
43609	PUYALLUP SOUTH HILL	03/26/1984	Active	15	3	0	3	25.00%	11		4		3	R	M,SC	3		
Exc Award (06/30/2017)																		
7910	RIDGEFIELD	10/11/1948	Active	113	8	15	-7	-5.83%	113	5	0		2	N		1		\$3,000.00
Exc Award (06/30/2018)																		
7702	ROCHESTER	03/30/1966	Active	10	0	0	0	0.00%	10		9		17	R	M,VP,SC	0		
100754	ROY COMMUNITY	12/17/2007	Cancelled(6*)	0	0	11	-11	-100.00%	15	16	4	1	None		P,S,T,M,VP SC	10	90+ Days	
40606	SALMON CREEK	12/11/1981	Active	34	3	1	2	6.25%	31	1	1			N	SC	0		\$1,300.00



Club Health Assessment for District 19 N through January 2025

			Status	Membership							Reports					Finance		LCIF
Club Number	Club Name	Charter Date		Current Member Count	YTD Members Added	YTD Members Dropped	YTD Net Growth	YTD Net Growth%	Member Count 12 Months Ago	Avg. length of service for dropped members	Months Since Last MMR ***	Yrs. Since Last Officer Report	President Rotation	Vice President Reported ****	Months Since Last Activity Report ***	Account Balance	Donations for current Fiscal Year	
			Number of times on status quo within last two years	If below 15 members appears					If net loss is greater than 20% appears			If no report in 3 months appears in	When more than one year appears in	Number of repeat terms	Notes the officers that do not have an active	If no report at 12 months appears in red		
Exc Award (06/30/2018, 06/30/2021, 06/30/2023)																		
133165	Shelton Centennial	12/06/2017	Active	19	4	2	2	11.76%	17	8	3			R	0			
7704	SILVERDALE DANDY	04/24/1972	Active	8	1	0	1	14.29%	7		4		9	R	M,SC	4		
Exc Award (06/30/2017)																		
58456	SILVERDALE SUNRISE	06/26/1996	Active	9	0	0	0	0.00%	9		6		4	N	M,SC	4	\$1,185.00	
7911	SKAMANIA COUNTY L C	03/15/1940	Active	8	2	1	1	14.29%	8	5	0		2	N	VP,SC	1		
7705	SPANAWAY	04/10/1967	Active	23	6	0	6	35.29%	18		5			N	VP	5	\$245.00	
Exc Award (06/30/2017)																		
57091	SPANAWAY PARKLAND	06/20/1995	Active	15	0	4	-4	-21.05%	19	5	0		2	N	M	0		
Exc Award (06/30/2017, 06/30/2018, 06/30/2020)																		
84527	SUMNER	12/14/2004	Active	8	0	0	0	0.00%	8		9			IP	P,SC	7	\$20.00	
Exc Award (06/30/2017)																		
131012	Tacoma Centennial Lions Club	05/25/2017	Active	9	0	2	-2	-18.18%	11	6	0			N	M,SC	0	\$320.00	
Exc Award (06/30/2021, 06/30/2023)																		
7706	TACOMA DOWNTOWN	11/10/1921	Active	23	0	0	0	0.00%	24		7			N	M,SC	0		
Exc Award (06/30/2017, 06/30/2020)																		
7708	TACOMA SOUTHEAST	10/27/1954	Active	13	2	4	-2	-13.33%	15	17	0			N		0	\$250.00	
Exc Award (06/30/2018)																		
7711	TENINO	11/18/1938	Active	42	1	6	-5	-10.64%	45	11	0			N	M,SC	1		
Exc Award (06/30/2017)																		
7913	TOLEDO	06/16/1947	Active	73	5	0	5	7.35%	66		1		2	R	M,SC	3		
7712	TUMWATER	02/07/1962	Active	16	0	2	-2	-11.11%	17	3	2			N	SC	0		
29259	VADER	05/17/1974	Active	11	0	0	0	0.00%	13		3		2		M,VP,SC	3		
7915	VANCOUVER	09/12/1928	Active	31	0	1	-1	-3.13%	30	13	4		2	R	M,SC	0		
31014	VANCOUVER DAWN	06/30/1975	Active	13	0	0	0	0.00%	13		9		5	R	M,VP	2	\$210.00	
Exc Award (06/30/2022)																		
7892	VANCOUVER FORT VANCOUVER	04/15/1955	Active	41	1	1	0	0.00%	50	4	4		None	N	P,SC	0	\$5,140.00	
7916	WAHKIAKUM L C	04/04/1966	Active	12	0	2	-2	-14.29%	14	5	0			N	M,SC	0	\$438.01	



Club Health Assessment for District 19 N through January 2025

			Status	Membership							Reports					Finance	LCIF	
Club Number	Club Name	Charter Date		Current Member Count	YTD Members Added	YTD Members Dropped	YTD Net Growth	YTD Net Growth%	Member Count 12 Months Ago	Avg. length of service for dropped members	Months Since Last MMR ***	Yrs. Since Last Officer Report	President Rotation	Vice President Reported ****	Months Since Last Activity Report ***	Account Balance	Donations for current Fiscal Year	
			Number of times on status quo within last two years	If below 15 members appears				If net loss is greater than 20% appears			If no report in 3 months appears in	When more than one year appears in	Number of repeat terms		Notes the officers that do not have an active	If no report at 12 months appears in red		
Exc Award (06/30/2018)																		
7917	WASHOUGAL	03/06/1940	Active	3	0	0	0	0.00%	11		5		8	N	M,SC	9		
39138	WHITE SALMON	12/31/1980	Active	19	1	1	0	0.00%	19	1	0				S,M,VP,SC	1		
7920	WINLOCK	03/13/1947	Active	12	1	1	0	0.00%	13	9	2		3	N	M,SC	9		
7713	YELM	11/10/1938	Active	41	2	4	-2	-4.65%	47	9	3				M,VP,SC	7		

Clubs Cancelled Previous Fiscal Year – Clubs Cancelled within last 12 months may be reinstated

Club Number	Club Name	Charter Date	Current Status*	Cancellation Date
30772	ORCHARDS EVERGREEN	05/22/1975	Cancelled(8*)	12/29/2023
7919	WILLAPA HARBOR	03/24/1947	Cancelled(6*)	06/29/2024

Current Total Clubs Count	YTD New Clubs Count	YTD Cancelled Clubs Count	YTD Net Club Gain	Current Total Members Count	YTD Add	YTD Drop	YTD Net Growth	YTD Net Growth %	Member Count 12 Months Ago	Average Member Count Per Club	% of Clubs with less than 20 members	% No MMR in 3 Months	% No Officer Report in 12 Months	% of Clubs with balance 90+ days	Number of Clubs in Status Quo	% Status Quo Clubs in Financial Suspension	Number of Cancelled Clubs	Average Cancelled Club Age	Members Lost Due to Cancellation	% of Clubs Cancelled for Non-Financial Reasons
76	0	1	-1	2,137	160	230	-70	-3.17%	2,215	28	47%	45%	1%	0%	0	0%	1	143	11	0%

* - P - Priority Club. Cancellation Reasons: 1-Objectives/conduct, 2-Non-active club, 5-Non-existing club, 6-Disbanding, 7-Merger, 8-Financial Suspension, 9-District/Multiple District Dues.

** - Abbreviation: P-President, S-Secretary, T-Treasurer, M-Member Chairperson, VP-First Vice President, MC-Communications Chairperson, SC-Service Chairperson

*** - Abbreviation: N/R - Never reported using the Lions Clubs website, N/A - Not applicable, No password registered for the Lions Clubs website.

**** - Abbreviation: N - New, IP - Immediate Past, R - Repeat.



Club Health Assessment for District 19 O through January 2025

			Status	Membership							Reports					Finance		LCIF
Club Number	Club Name	Charter Date		Current Member Count	YTD Members Added	YTD Members Dropped	YTD Net Growth	YTD Net Growth%	Member Count 12 Months Ago	Avg. length of service for dropped members	Months Since Last MMR ***	Yrs. Since Last Officer Report	President Rotation	Vice President Reported ****	Months Since Last Activity Report ***	Account Balance	Donations for current Fiscal Year	
			Number of times on status quo within last two years	If below 15 members appears					If net loss is greater than 20% appears			If no report in 3 months appears in	When more than one year appears in	Number of repeat terms	Notes the officers that do not have an active	If no report at 12 months red		
Clubs more than two years old																		
7922	ANACORTES	12/17/1936	Active	9	0	3	-3	-25.00%	12	14	5		3	M,VP,SC	0		\$1,450.00	
Exc Award (06/30/2018, 06/30/2022)																		
7622	ARLINGTON	06/07/1928	Active	12	0	0	0	0.00%	12		3		2	R	T,M,SC	24+	\$150.00	
7923	BELLINGHAM CENTRAL	10/13/1922	Active	84	9	1	8	10.53%	89	18	2			VP,SC	19		\$300.00	
Exc Award (06/30/2022)																		
7924	BELLINGHAM FAIRHAVEN	11/23/1954	Active	14	3	3	0	0.00%	16	3	0			IP	M,SC	5	\$1,040.00	
7625	BURIEN	01/22/1957	Active	6	0	0	0	0.00%	8		6		4	R	VP,SC	6	\$10.00	
Exc Award (06/30/2017, 06/30/2021)																		
33306	BURLINGTON	02/11/1977	Active	43	3	0	3	7.50%	43		0			N		0	\$3,600.00	
Exc Award (06/30/2023, 06/30/2024)																		
7927	CONCRETE	08/29/1939	Active	36	1	3	-2	-5.26%	38	15	0		3	R	T,VP,SC	1	\$200.00	
7928	COUPEVILLE	12/08/1937	Active	126	10	10	0	0.00%	124	12	3			N		0	\$1,660.00	
Exc Award (06/30/2023)																		
48649	COUPEVILLE CENTRAL WHIDBEY	06/13/1988	Active	25	1	0	1	4.17%	23		2			R	M,SC	24+		
7626	DES MOINES	03/13/1963	Active	12	0	0	0	0.00%	12		9		2	R		0	\$400.00	
Exc Award (06/30/2023)																		
7629	EDMONDS	11/11/1946	Active	26	0	6	-6	-18.75%	33	8	4		2	N	M,SC	0	\$260.00	
7630	EVERETT CENTRAL	05/20/1920	Active	20	0	10	-10	-33.33%	29	14	1		2	N	SC	24+	\$180.00	
7929	EVERSON	04/22/1930	Active	45	0	0	0	0.00%	33		10				M,VP,SC	24+	\$750.00	
7633	FAIRWOOD	03/05/1969	Active	16	0	0	0	0.00%	20		6		None		P,M,VP,SC	11	\$2,500.00	
7930	FERNDAL HARBORVIEW	07/11/1941	Active	20	2	1	1	5.26%	21	34	3			N		4	\$450.00	
7628	GREATER BELLEVUE	03/06/1962	Active(1)	4	4	0	4	100.00%	5		4		5		M,VP,SC	24+		
7637	KENNYDALE LIONS	01/03/1947	Active	6	0	0	0	0.00%	6		10			N	S,T,M	13	\$510.00	
7639	LAKE STEVENS	09/29/1949	Active	38	0	3	-3	-7.32%	41	12	2			R	SC	1	\$980.00	
Exc Award (06/30/2017, 06/30/2022, 06/30/2024)																		
32204	LYNDEN	05/18/1976	Active	44	1	1	0	0.00%	45	42	1			N	M,SC	0	\$1,500.00	



Club Health Assessment for District 19 O through January 2025

			Status	Membership							Reports					Finance		LCIF
Club Number	Club Name	Charter Date		Current Member Count	YTD Members Added	YTD Members Dropped	YTD Net Growth	YTD Net Growth%	Member Count 12 Months Ago	Avg. length of service for dropped members	Months Since Last MMR ***	Yrs. Since Last Officer Report	President Rotation	Vice President Reported ****	Months Since Last Activity Report ***	Account Balance	Donations for current Fiscal Year	
			Number of times on status quo within last two years	If below 15 members appears						If net loss is greater than 20% appears	If no report in 3 months appears in	When more than one year appears in	Number of repeat terms	Notes the officers that do not have an active	If no report at 12 months appears in red			
7643	MERCER ISLAND	03/07/1955	Cancelled(8*)	0	0	10	-10	-100.00%	10	26	3	2	None	P,S,T,M,VP SC	24+	90+ Days		
53351	MILL CREEK/WOODINVILLE	06/22/1992	Active	15	0	0	0	0.00%	20		6		5	N	13			
7931	MOUNT VERNON	02/19/1929	Active	36	3	2	1	2.86%	35	29	1			N	0		\$280.00	
Exc Award (06/30/2017, 06/30/2018)																		
45571	NORTH WHIDBEY	12/10/1985	Active	16	0	3	-3	-15.79%	19	27	0			N	20		\$1,000.00	
7932	OAK HARBOR	03/07/1951	Active	40	11	3	8	25.00%	27	6	1			N	6		\$1,240.00	
Exc Award (06/30/2024)																		
7933	ORCAS ISLAND L C	05/15/1972	Active	42	3	4	-1	-2.33%	40	7	1		5	R	1		\$1,000.00	
7648	REDMOND	10/13/1947	Active	9	0	2	-2	-18.18%	13	57	0		6	N	0			
7649	RENTON	08/11/1938	Active	48	2	7	-5	-9.43%	48	18	0				VP	1	\$1,590.00	
Exc Award (06/30/2020, 06/30/2024)																		
7934	SAN JUAN	10/23/1962	Active	37	0	4	-4	-9.76%	41	21	0		2	R	8			
60298	SEATTLE BITUIN	01/22/1998	Active	33	5	3	2	6.45%	32	1	0			N	0		\$90.00	
7654	SEATTLE FIRST HILL	06/10/1954	Active	32	1	2	-1	-3.03%	33	42	0		5	R	24+			
102232	SEATTLE MABUHAY	05/21/2008	Active(2)	8	0	0	0	0.00%	8		6		3	N	24+			
Exc Award (06/30/2021)																		
7660	SEATTLE RAINIER	06/25/1937	Active	25	1	4	-3	-10.71%	26	19	1			N	1			
Exc Award (06/30/2021, 06/30/2023)																		
7663	SEATTLE UNIVERSITY BALLARD	04/02/1924	Active	42	0	1	-1	-2.33%	43	26	4			N	5		\$369.38	
7666	SEATTLE WEST SEATTLE	04/11/1929	Active(1)	14	14	0	14	100.00%	16		3		4	R	24+		\$340.00	
7935	SEDRO WOOLLEY	03/19/1937	Active	21	4	2	2	10.53%	23	7	1				0		\$200.00	
7669	SNOHOMISH	03/11/1929	Active	43	1	2	-1	-2.27%	45	3	0		3	N	7		\$1,547.00	
Exc Award (06/30/2024)																		
7647	SNOQUALMIE VALLEY	03/12/1962	Active	5	0	0	0	0.00%	5		10		18		24+		\$5,000.00	
7670	SOUTH EVERETT	09/17/1952	Active	13	0	0	0	0.00%	13		11		2		20			
7936	SOUTH WHIDBEY	03/03/1948	Active	9	0	0	0	0.00%	11		0		4	R	24+			



Club Health Assessment for District 19 O through January 2025

Club Number	Club Name	Charter Date	Status	Membership							Reports					Finance	LCIF
				Current Member Count	YTD Members Added	YTD Members Dropped	YTD Net Growth	YTD Net Growth%	Member Count 12 Months Ago	Avg. length of service for dropped members	Months Since Last MMR ***	Yrs. Since Last Officer Report	President Rotation	Vice President Reported ****	Months Since Last Activity Report ***	Account Balance	Donations for current Fiscal Year
			Number of times on status quo within last two years	If below 15 members appears				If net loss is greater than 20% appears			If no report in 3 months appears	When more than one year appears in	Number of repeat terms	Notes the officers that do not have an active	If no report at 12 months appears in red		
7627	STANWOOD	09/15/1941	Active	29	1	7	-6	-17.14%	33	12	0			M,VP,SC	1		\$250.00
135149	Whidbey Island	06/20/2018	Active	18	0	0	0	0.00%	17		9		6	M,VP,SC	8		\$100.00

Clubs Cancelled Previous Fiscal Year – Clubs Cancelled within last 12 months may be reinstated

Club Number	Club Name	Charter Date	Current Status*	Cancellation Date
51062	BELLINGHAM HARBOR VIEW	11/14/1990	Cancelled(6*)	12/29/2023
30231	LOPEZ ISLAND	02/13/1975	Cancelled(6*)	06/29/2024
111030	NORTH BEND MOUNT SI	05/06/2011	Cancelled(8*)	06/29/2024

Current Total Clubs Count	YTD New Clubs Count	YTD Cancelled Clubs Count	YTD Net Club Gain	Current Total Members Count	YTD Add	YTD Drop	YTD Net Growth	YTD Net Growth %	Member Count 12 Months Ago	Average Member Count Per Club	% of Clubs with less than 20 members	% No MMR in 3 Months	% No Officer Report in 12 Months	% of Clubs with balance 90+ days	Number of Clubs in Status Quo	% Status Quo Clubs in Financial Suspension	Number of Cancelled Clubs	Average Cancelled Club Age	Members Lost Due to Cancellation	% of Clubs Cancelled for Non-Financial Reasons
40	0	1	-1	1,121	80	97	-17	-1.49%	1,168	28	43%	45%	0%	0%	0	0%	1	165	10	-100%

* - P - Priority Club. Cancellation Reasons: 1-Objectives/conduct, 2-Non-active club, 5-Non-existing club, 6-Disbanding, 7-Merger, 8-Financial Suspension, 9-District/Multiple District Dues.

** - Abbreviation: P-President, S-Secretary, T-Treasurer, M-Member Chairperson, VP-First Vice President, MC-Communications Chairperson, SC-Service Chairperson

*** - Abbreviation: N/R - Never reported using the Lions Clubs website, N/A - Not applicable, No password registered for the Lions Clubs website.

**** - Abbreviation: N - New, IP - Immediate Past, R - Repeat.



Club Health Assessment for District 19 S through January 2025

			Status	Membership							Reports					Finance		LCIF
Club Number	Club Name	Charter Date		Current Member Count	YTD Members Added	YTD Members Dropped	YTD Net Growth	YTD Net Growth%	Member Count 12 Months Ago	Avg. length of service for dropped members	Months Since Last MMR ***	Yrs. Since Last Officer Report	President Rotation	Vice President Reported ****	Months Since Last Activity Report ***	Account Balance	Donations for current Fiscal Year	
			Number of times on status quo within last two years	If below 15 members appears					If net loss is greater than 20% appears		If no report in 3 months appears in	When more than one year appears in	Number of repeat terms	Notes the officers that do not have an active	If no report at 12 months appears in red			
Clubs more than two years old																		
7769	ALMIRA	12/09/1952	Active	13	0	0	0	0.00%	15		2		2	R	M,SC	24+		
7837	ASOTIN	05/10/1946	Active	46	2	4	-2	-4.17%	47	12	0		2	R	S,T,M,VP,SC	24+	\$100.00	
7838	BENTON CITY	03/25/1971	Active	14	0	4	-4	-22.22%	18	18	1		6		P,M,VP,SC	1	\$20.00	
134296	Cheney Centennial	05/18/2018	Active	10	2	0	2	25.00%	9		3		3		M,VP,SC	2	\$100.00	
50527	CHEWELAH VALLEY	05/17/1990	Active	46	7	7	0	0.00%	46	14	1			N		0	\$2,020.00	
Exc Award (06/30/2018)																		
121490	Coeur d'Alene	03/10/2014	Active	15	1	3	-2	-11.76%	18	8	1		2	N		1	\$135.00	
Exc Award (06/30/2018)																		
7842	COLLEGE PLACE	10/24/1962	Active	17	0	0	0	0.00%	18		7		2	R	M,SC	1		
Exc Award (06/30/2018)																		
7824	COTTONWOOD	11/03/1947	Active	24	2	1	1	4.35%	23	5	0			N	M,SC	14		
31657	CRAIGMONT	02/11/1976	Active	21	2	2	0	0.00%	20	12	0			N	P,M,SC	24+		
7772	DAVENPORT	11/20/1953	Active(1)	79	8	6	2	2.60%	70	14	0		2	R	VP,SC	7	\$1,170.00	
7844	DAYTON	03/27/1963	Active	11	0	0	0	0.00%	13		2				T,M,VP,SC	16	\$100.00	
7774	GRAND COULEE DAM	04/11/1935	Active	13	1	1	0	0.00%	13	1	3		2	R	M,SC	0		
7849	GRANGER	05/21/1947	Active	29	0	0	0	0.00%	29		3				M,VP,SC	2		
7825	GRANGEVILLE	10/11/1935	Active	45	4	1	3	7.14%	45	18	3		4	N	M,SC	24+		
7775	HARRINGTON	01/30/1946	Active	31	2	0	2	6.90%	27		1		2	N	M,SC	12		
7776	KAHLOTUS	04/24/1972	Cancelled(8*)	0	0	13	-13	-100.00%	13	8	9	1	None		P,S,T,M,VP SC	24+	90+ Days	
7827	KENDRICK	10/15/1953	Active	27	5	1	4	17.39%	23	2	4		3	R	SC	24+		
7829	LEWISTON	02/15/1930	Active	19	1	2	-1	-5.00%	20	17	1		3	N	M,SC	24+		
107697	LIBERTY LAKE	03/03/2010	Active	10	0	0	0	0.00%	10		8				M,VP,SC	14	\$625.00	
Exc Award (06/30/2018)																		
7780	LIND	12/20/1967	Active	32	3	1	2	6.67%	30	13	1			N	M,SC	1		
7781	MEDICAL LAKE	04/10/1968	Active(2)	23	0	0	0	0.00%	24		3		2	R	SC	9	\$250.00	




Club Health Assessment for District 19 S through January 2025

			Status	Membership							Reports					Finance		LCIF
Club Number	Club Name	Charter Date		Current Member Count	YTD Members Added	YTD Members Dropped	YTD Net Growth	YTD Net Growth%	Member Count 12 Months Ago	Avg. length of service for dropped members	Months Since Last MMR ***	Yrs. Since Last Officer Report	President Rotation	Vice President Reported ****	Months Since Last Activity Report ***	Account Balance	Donations for current Fiscal Year	
			Number of times on status quo within last two years	If below 15 members appears						If net loss is greater than 20% appears	If no report in 3 months appears in		When more than one year appears in	Number of repeat terms	Notes the officers that do not have an active	If no report at 12 months appears in red		
7830	MOSCOW CENTRAL	11/28/1939	Active	54	2	4	-2	-3.57%	63	24	0			N	M,SC	9		\$1,000.00
7855	NACHES	03/10/1949	Active	32	0	1	-1	-3.03%	33	50	0		2		M,VP,SC	0		\$150.00
49316	NACHES SUNSHINE	03/23/1989	Active	16	0	0	0	0.00%	16		9			N	M,SC	2		\$50.00
7832	NEZPERCE	11/14/1947	Active(2)	28	0	0	0	0.00%	28		14		None		P,S,M,VP,SC	24+		
7783	ODESSA	10/27/1941	Active(2)	31	0	0	0	0.00%	28		8			N	M,SC	24+		
7800	OSBURN	11/25/1952	Active	6	0	2	-2	-25.00%	8	12	5		6	R	M,SC	24+		\$5.00
7856	PALOUSE	01/09/1967	Active	31	3	0	3	10.71%	29		2		2	N	T,M,VP,SC	24+		
7801	PINEHURST KINGSTON	03/27/1956	Active	22	4	5	-1	-4.35%	24	4	3		3		M,VP,SC	3		\$685.00
7802	POST FALLS	02/05/1964	Active	22	4	0	4	22.22%	18		0		None		P,T,M,VP,SC	0		\$1,440.00
7834	POTLATCH	01/24/1973	Active	17	5	6	-1	-5.56%	11	10	0			N	T,M,VP,SC	3		
7859	PRESCOTT DISTRICT	12/17/1959	Active	24	0	1	-1	-4.00%	25	1	5			R	M,SC	2		
38282	PRIEST LAKE	04/18/1980	Active	61	3	4	-1	-1.61%	63	2	0		2	N	M,SC	24+		\$1,120.00
7803	PRIEST RIVER	03/09/1964	Active	10	0	1	-1	-9.09%	10	7	1			R	M,VP,SC	1		\$30.00
7860	PULLMAN	11/13/1939	Active	51	0	5	-5	-8.93%	57	5	0			N	T,VP	24+		
7804	RATHDRUM	01/23/1947	Active	38	4	15	-11	-22.45%	47	2	0			N	M	0		\$1,985.00
7785	REARDAN	05/03/1946	Active	38	0	0	0	0.00%	45		9	1	None		P,S,T,M,VP SC	24+		
7786	RITZVILLE	10/05/1939	Active	42	0	0	0	0.00%	49		8	1	None		P,S,T,M,VP SC	24+		
7787	ROCKFORD	03/13/1944	Active	21	3	0	3	16.67%	19		1		3	R	M,SC	1		
7805	SANDPOINT	06/24/1953	Active(1)	34	3	0	3	9.68%	28		4		4	N		0		
57113	SELAH VALLEY	06/27/1995	Active	17	1	1	0	0.00%	17	9	0				M,VP,SC	0		\$50.00
Exc Award (06/30/2017)																		
7806	SMELTERVILLE	03/26/1956	Active	11	1	0	1	10.00%	10		3		27		P,M,VP,SC	1		\$20.00
7789	SPOKANE CENTRAL	03/02/1922	Active	81	1	5	-4	-4.71%	83	3	0			N	SC	3		\$2,260.00
Exc Award (06/30/2018, 06/30/2023, 06/30/2023)																		
7792	SPOKANE SHADLE NORTH	05/07/1954	Active	28	1	0	1	3.70%	31		0			N	M,SC	0		\$915.00
Exc Award (06/30/2021, 06/30/2023)																		



Club Health Assessment for District 19 S through January 2025

			Status	Membership							Reports					Finance		LCIF
Club Number	Club Name	Charter Date		Current Member Count	YTD Members Added	YTD Members Dropped	YTD Net Growth	YTD Net Growth%	Member Count 12 Months Ago	Avg. length of service for dropped members	Months Since Last MMR ***	Yrs. Since Last Officer Report	President Rotation	Vice President Reported ****	Months Since Last Activity Report ***	Account Balance	Donations for current Fiscal Year	
			Number of times on status quo within last two years	If below 15 members appears					If net loss is greater than 20% appears		If no report in 3 months appears in	When more than one year appears in	Number of repeat terms	Notes the officers that do not have an active	If no report at 12 months appears in red			
7795	SPOKANE VALLEY	01/13/1947	Active	12	0	0	0	0.00%	12		10	1	None	P,S,T,M,VP SC	24+	90+ Days	\$605.00	
7866	SUNNYSIDE	11/09/1950	Active	20	5	1	4	25.00%	13	0	0		N	VP,SC	0			
Exc Award (06/30/2024)																		
7867	TERRACE HEIGHTS	01/21/1963	Active	10	0	0	0	0.00%	10		8		6	M,VP	7			
7869	TOPPENISH	01/14/1948	Active	24	3	0	3	14.29%	25		2		N	M,VP,SC	24+			
7870	TOUCHET GARDENA	11/27/1962	Active	36	0	9	-9	-20.00%	43	9	3		N	P,T,M,SC	2			
7836	TROY	08/01/1967	Active	27	0	0	0	0.00%	27		3		N	SC	2			
7872	WAITSBURG	02/22/1963	Active	66	1	0	1	1.54%	61		1		None	P,T,M,VP,SC	3			
7873	WALLA WALLA DOWNTOWN	02/16/1929	Active	12	2	0	2	20.00%	10		2		2	R	SC			0
7874	WALLA WALLA EASTGATE	08/22/1956	Active	23	3	0	3	15.00%	21		3			IP	S,M,VP,SC			24+
7875	WAPATO	10/24/1938	Active(1)	11	11	0	11	100.00%	11		0		6	R	P,M,VP,SC	10	\$100.00	
7796	WASHTUCNA	03/13/1948	Active(1)	12	0	0	0	0.00%	12		9		None	P,T,M,VP,SC	24+			
95114	WEST RICHLAND RED MOUNTAIN	01/30/2006	Active	18	2	1	1	5.88%	18	8	1		4	M,VP,SC	24+		\$250.00	
29206	WHITEPINE	04/30/1974	Active	14	1	0	1	7.69%	14		2		4	R	T,M,SC	24+		
7797	WILBUR	06/10/1946	Active	50	0	0	0	0.00%	50		11	1	None	P,S,T,M,VP SC	24+		\$385.00	
7877	YAKIMA	12/01/1922	Active	28	0	0	0	0.00%	28		6		2	M,VP,SC	0		\$1,175.00	
7878	ZILLAH	10/18/1938	Active	23	0	0	0	0.00%	24		7			N	P,M,SC	1		

Clubs Cancelled Previous Fiscal Year – Clubs Cancelled within last 12 months may be reinstated

Club Number	Club Name	Charter Date	Current Status*	Cancellation Date
7850	KENNEWICK	03/07/1962	Cancelled(8*)	12/29/2023
7788	ROSALIA	12/02/1963	Cancelled(8*)	06/29/2024



Club Health Assessment for District 19 S through January 2025

Club NumberClub NameCharter Date			Status		Membership								Reports					Finance		LCIF
					Current Member Count	YTD Members Added	YTD Members Dropped	YTD Net Growth	YTD Net Growth%	Member Count 12 Months Ago	Avg. length of service for dropped members	Months Since Last MMR ***	Yrs. Since Last Officer Report	President Rotation	Vice President Reported ****	Months Since Last Activity Report ***	Account Balance	Donations for current Fiscal Year		
			Number of times on status quo within last two years	If below 15 members appears				If net loss is greater than 20% appears			If no report in 3 months appears in	When more than one year appears in	Number of repeat terms	Notes the officers that do not have an active	If no report at 12 months appears in red					
Current Total Clubs Count	YTD New Clubs Count	YTD Cancelled Clubs Count	YTD Net Club Gain	Current Total Members Count	YTD Add	YTD Drop	YTD Net Growth	YTD Net Growth %	Member Count 12 Months Ago	Average Member Count Per Club	% of Clubs with less than 20 members	% No MMR in 3 Months	% No Officer Report in 12 Months	% of Clubs with balance 90+ days	Number of Clubs in Status Quo	% Status Quo Clubs in Financial Suspension	Number of Cancelled Clubs	Average Cancelled Club Age	Members Lost Due to Cancellation	% of Clubs Cancelled for Non-Financial Reasons
59	0	1	-1	1,626	103	107	-4	-0.25%	1,652	28	37%	46%	7%	2%	0	0%	1	175	13	-200%

* - P - Priority Club. Cancellation Reasons: 1-Objectives/conduct, 2-Non-active club, 5-Non-existing club, 6-Disbanding, 7-Merger, 8-Financial Suspension, 9-District/Multiple District Dues.


** - Abbreviation: P-President, S-Secretary, T-Treasurer, M-Member Chairperson, VP-First Vice President, MC-Communications Chairperson, SC-Service Chairperson

*** - Abbreviation: N/R - Never reported using the Lions Clubs website, N/A - Not applicable, No password registered for the Lions Clubs website.

**** - Abbreviation: N - New, IP - Immediate Past, R - Repeat.



Club Health Assessment for District 36 O through January 2025

			Status	Membership							Reports					Finance		LCIF
Club Number	Club Name	Charter Date		Current Member Count	YTD Members Added	YTD Members Dropped	YTD Net Growth	YTD Net Growth%	Member Count 12 Months Ago	Avg. length of service for dropped members	Months Since Last MMR ***	Yrs. Since Last Officer Report	President Rotation	Vice President Reported ****	Months Since Last Activity Report ***	Account Balance	Donations for current Fiscal Year	
			Number of times on status quo within last two years	If below 15 members appears				If net loss is greater than 20% appears			If no report in 3 months appears in	When more than one year appears in	Number of repeat terms	Notes the officers that do not have appears in an active	If no report at 12 months red			
Clubs less than two years old																		
153148	Tillamook	05/02/2023	Active	29	0	6	-6	-17.14%	38	1	6		3	R	M,SC	N/R	\$30.00	
Clubs more than two years old																		
12779	ASTORIA	02/16/1942	Active	20	1	1	0	0.00%	23	3	0		6	R	M,SC	3	\$1,230.00	
Exc Award (06/30/2018, 06/30/2022, 06/30/20)																		
39408	BEAVERCREEK	02/12/1981	Active	18	3	4	-1	-5.26%	18	21	0		3		M,VP,SC	24+	\$20.00	
12781	BEAVERTON	01/16/1951	Active	20	1	1	0	0.00%	20	5	2			N	M,SC	13	\$20.00	
12784	CARLTON YAMHILL L C	02/22/1965	Active	10	0	1	-1	-9.09%	10	0	0		None	N	P,T,M,SC	0	\$1,000.00	
42651	CLOVERDALE NESTUCCA VALLEY	05/06/1983	Active	18	1	1	0	0.00%	16	1	6			R	SC	6	\$40.00	
12789	FOREST GROVE	10/15/1946	Active	28	4	0	4	16.67%	24		2			N	SC	10		
12790	GARIBALDI	12/07/1953	Active(1)	4	0	1	-1	-20.00%	5	43	6		6		M,VP,SC	11		
38442	GRESHAM BREAKFAST	05/06/1980	Active	40	2	3	-1	-2.44%	42	18	0				M,VP,SC	2	\$2,120.00	
49194	GRESHAM SUPPER	02/07/1989	Active	10	0	0	0	0.00%	10		8		11	N	M,SC	16	\$20.00	
12793	HILLSBORO	08/25/1938	Active	7	0	0	0	0.00%	6		12		13		VP,SC	1		
12794	KING CITY	02/22/1967	Active	26	3	4	-1	-3.70%	27	7	2			N	M,SC	24+	\$2,000.00	
12796	LAKE OSWEGO	10/16/1946	Active	45	3	1	2	4.65%	43	0	2			N	M	8	\$2,020.00	
Exc Award (06/30/2023)																		
12797	MC MINNVILLE	04/10/1940	Active	45	2	2	0	0.00%	44	4	0			N	M	3	\$130.00	
12799	MILWAUKIE	10/28/1948	Active	24	0	0	0	0.00%	24		0			N	M,SC	1	\$70.00	
Exc Award (06/30/2018, 06/30/2024)																		
12800	MOUNT HOOD	05/11/1951	Active	116	5	11	-6	-4.92%	111	2	2			N		0	\$75.00	
103480	OREGON CITY	08/22/2008	Active	7	0	0	0	0.00%	7		20		None		P,M,VP,SC	24+		
12806	PORTLAND BENTHAM	02/03/1954	Active	15	0	0	0	0.00%	15		8			N	M,VP,SC	2	\$30.00	
12808	PORTLAND COLUMBIA	11/02/1949	Active	11	2	0	2	22.22%	11		2		2	N	M,SC	6		
12805	PORTLAND DOWNTOWN	12/02/1921	Active	21	0	1	-1	-4.55%	22	31	0				VP	8	\$2,000.00	
12811	PORTLAND HOLLYWOOD	09/12/1928	Active	33	1	4	-3	-8.33%	36	36	3		2	N	M,SC	19	\$500.00	



Club Health Assessment for District 36 O through January 2025

			Status	Membership							Reports					Finance	LCIF	
Club Number	Club Name	Charter Date		Current Member Count	YTD Members Added	YTD Members Dropped	YTD Net Growth	YTD Net Growth%	Member Count 12 Months Ago	Avg. length of service for dropped members	Months Since Last MMR ***	Yrs. Since Last Officer Report	President Rotation	Vice President Reported ****	Months Since Last Activity Report ***	Account Balance	Donations for current Fiscal Year	
			Number of times on status quo within last two years	If below 15 members appears			If net loss is greater than 20% appears				If no report in 3 months appears in	When more than one year appears in	Number of repeat terms	Notes the officers that do not have an active	If no report at 12 months appears in red			
123158	Portland Legacy	09/25/2014	Active	8	0	0	0	0.00%	11		7		None	P,VP,SC	4	90+ Days	\$70.00	
12813	PORTLAND LLOYD	03/03/1960	Active	7	0	3	-3	-30.00%	10	21	0		3	N	S,M,VP		10	
52596	PORTLAND METRO	03/02/1992	Cancelled(8*)	0	0	9	-9	-100.00%	9	11	1		None	P,S,T,M,VP SC	N/R			
67584	PORTLAND OAKS BOTTOM	03/27/2003	Active	19	0	1	-1	-5.00%	22	0	6		2	R	M,SC		0	\$420.00
12821	ROCKAWAY	09/12/1955	Active	38	8	11	-3	-7.32%	42	11	0			N	M,SC		5	
106859	SANDY	11/11/2009	Active	11	4	0	4	57.14%	7		6		7	N	SC		1	\$20.00
12822	ST HELENS	10/10/1955	Active	25	1	0	1	4.17%	24		0			N	SC		7	
12828	TUALATIN	03/06/1973	Active	13	1	1	0	0.00%	13	30	5		8		M,VP,SC		0	\$700.00
12829	VERNONIA	11/05/1946	Active	32	2	2	0	0.00%	36	10	0		2	R	M,SC		9	
12830	WEST LINN	04/28/1953	Active	52	4	7	-3	-5.45%	57	16	2				M,VP,SC		11	\$3,250.00
12832	WILSONVILLE	04/17/1969	Active	7	0	0	0	0.00%	7		9		2		M,VP,SC	11	\$545.00	

Clubs Cancelled Previous Fiscal Year – Clubs Cancelled within last 12 months may be reinstated

Club Number	Club Name	Charter Date	Current Status*	Cancellation Date
12778	AMITY	08/23/1948	Cancelled(6*)	07/29/2023
12783	CANBY	11/30/1951	Cancelled(6*)	01/29/2024
110098	CEDAR HILLS SUNSET	01/11/2011	Cancelled(6*)	06/29/2024
12788	ESTACADA	12/15/1966	Cancelled(6*)	06/29/2024

Current Total Clubs Count	YTD New Clubs Count	YTD Cancelled Clubs Count	YTD Net Club Gain	Current Total Members Count	YTD YTD Add Drop	YTD YTD Net Growth	YTD Net Growth %	Member Count 12 Months Ago	Average Member Count Per Club	% of Clubs with less than 20 members	% No MMR in 3 Months	% No Officer Report in 12 Months	% of Clubs with balance 90+ days	Number of Clubs in Status Quo	% Status Quo Clubs in Financial Suspension	Number of Cancelled Clubs	Average Cancelled Club Age	Members Lost Due to Cancellation	% of Clubs Cancelled for Non-Financial Reasons
31	0	1	-1	759	48 75	-27	-3.44%	790	24	48%	42%	0%	0%	0	0%	1	251	9	0%

* - P - Priority Club. Cancellation Reasons: 1-Objectives/conduct, 2-Non-active club, 5-Non-existing club, 6-Disbanding, 7-Merger, 8-Financial Suspension, 9-District/Multiple District Dues.

** - Abbreviation: P-President, S-Secretary, T-Treasurer, M-Member Chairperson, VP-First Vice President, MC-Communications Chairperson, SC-Service Chairperson

*** - Abbreviation: N/R - Never reported using the Lions Clubs website, N/A - Not applicable, No password registered for the Lions Clubs website.

**** - Abbreviation: N - New, IP - Immediate Past, R - Repeat.



Club Health Assessment for District 36 R through January 2025

Club Number	Club Name	Charter Date	Status	Membership							Reports					Finance	LCIF
				Current Member Count	YTD Members Added	YTD Members Dropped	YTD Net Growth	YTD Net Growth%	Member Count 12 Months Ago	Avg. length of service for dropped members	Months Since Last MMR ***	Yrs. Since Last Officer Report	President Rotation	Vice President Reported ****	Months Since Last Activity Report ***	Account Balance	Donations for current Fiscal Year
			Number of times on status quo within last two years	If below 15 members appears				If net loss is greater than 20% appears			If no report in 3 months appears	When more than one year appears in	Number of repeat terms	Notes the officers that do not have an active	If no report at 12 months appears in red		
Clubs more than two years old																	
12835	ALBANY EAST	09/27/1951	Active	42	3	3	0	0.00%	41	25	0			N	M,SC	0	\$1,000.00
36571	ALVADORE-FRANKLIN L C	02/27/1979	Active	9	0	0	0	0.00%	11		5		4	R	M,SC	3	
12836	CENTRAL	09/02/1938	Active	44	2	0	2	4.76%	44		2		2	R	SC	0	\$1,994.00
107930	CENTRAL LINN	04/15/2010	Active	22	3	0	3	15.79%	16		0		9	R	SC	0	\$20.00
	Exc Award (06/30/2018)																
12839	CORVALLIS	02/25/1925	Active	26	4	5	-1	-3.70%	28	5	0				M,VP,SC	1	90+ Days \$50.00
12840	COTTAGE GROVE	03/13/1924	Active	37	2	6	-4	-9.76%	37	24	0			N	M	14	
68911	DALLAS	06/10/2003	Active	4	0	0	0	0.00%	5		9		8		M,VP,SC	14	
12843	ELKTON	02/14/1951	Active	6	1	1	0	0.00%	6	8	3		8		M,VP,SC	3	90+ Days
12845	EUGENE BETHEL	02/23/1955	Active	20	1	1	0	0.00%	22	4	0			N	M	14	\$150.00
12844	EUGENE DOWNTOWN	02/20/1924	Active	51	1	7	-6	-10.53%	56	13	0			N	SC	1	\$869.00
	Exc Award (06/30/2023)																
12848	FLORENCE SIUSLAW	10/26/1948	Active	16	2	1	1	6.67%	14	27	0		3	N		2	\$20.00
12849	GARDINER REEDSPORT	04/19/1940	Active	30	2	10	-8	-21.05%	38	6	0		3	R	SC	0	
	Exc Award (06/30/2023)																
106694	JEFFERSON	09/28/2009	Active	5	0	0	0	0.00%	6		4		2		M,VP,SC	10	
	Exc Award (06/30/2017)																
12851	JUNCTION CITY	02/02/1929	Active	71	14	0	14	24.56%	67		0			N		0	\$50.00
	Exc Award (06/30/2018)																
12852	KEIZER	09/15/1950	Active	14	0	0	0	0.00%	25		7			IP	M,SC	9	
30507	LAKESIDE	04/08/1975	Active	8	4	2	2	33.33%	6	14	0		None		P,M,VP,SC	3	
12854	MAPLETON	03/29/1950	Active	22	1	1	0	0.00%	21	17	0				M,VP,SC	8	\$120.00
12856	MILL CITY	12/11/1947	Active	16	2	1	1	6.67%	13	9	0		7	R	M	1	
68846	MOHAWK VALLEY	05/06/2003	Active	26	1	1	0	0.00%	25	18	0			N	M,SC	2	90+ Days
39151	MOUNT ANGEL	12/19/1980	Active	7	0	1	-1	-12.50%	10	24	4		2		T,M,VP,SC	7	\$100.00



Club Health Assessment for District 36 R through January 2025

			Status							Membership							Reports					Finance		LCIF
Club Number	Club Name	Charter Date		Current Member Count	YTD Members Added	YTD Members Dropped	YTD Net Growth	YTD Net Growth%	Member Count 12 Months Ago	Avg. length of service for dropped members	Months Since Last MMR ***	Yrs. Since Last Officer Report	President Rotation	Vice President Reported ****	Months Since Last Activity Report ***	Account Balance	Donations for current Fiscal Year							
			Number of times on status quo within last two years	If below 15 members appears					If net loss is greater than 20% appears			If no report in 3 months appears in	When more than one year appears in	Number of repeat terms	Notes the officers that do not have appears in an active red	If no report at 12 months appears in								
12858	NEWPORT	04/20/1929	Active	21	4	0	4	23.53%	9		0			N	M,SC	0								
Exc Award (06/30/2024)																								
12861	PHILOMATH	01/13/1948	Active	13	0	0	0	0.00%	12		4			N	T,M,SC	7								
Exc Award (06/30/2018)																								
12864	SALEM DOWNTOWN	05/26/1922	Active	8	0	0	0	0.00%	9		8		4	R	M,SC	7								
12865	SALEM NORTH EAST	04/23/1940	Active	7	0	0	0	0.00%	7		22		6	R	SC	10								
12875	SALEM WEST	03/04/1942	Active	14	0	0	0	0.00%	14		9		11	R		5								
Exc Award (06/30/2018)																								
12868	SILVERTON	09/27/1938	Active	23	0	0	0	0.00%	26		7		2	R	M,SC	13								
12866	SOUTH SALEM	02/28/1951	Active	11	1	1	0	0.00%	11	21	1		2		S,M,VP,SC	1								
Exc Award (06/30/2018)																								
12869	SPRINGFIELD	10/10/1950	Active	28	0	0	0	0.00%	28		2		None		P,T,M,VP,SC	1		\$200.00						
Exc Award (06/30/2018)																								
12871	STAYTON	09/01/1938	Active	9	0	0	0	0.00%	11		1		2	N	M,SC	1								
Exc Award (06/30/2023)																								
54479	WALDPORT	05/17/1993	Active	15	1	2	-1	-6.25%	16	7	2			N	M,SC	2								
83004	WOODBURN	06/30/2004	Active	10	0	0	0	0.00%	6		11		17		M,VP,SC	14								
12876	YACHATS	07/20/1950	Active	32	6	2	4	14.29%	30	16	0		2	N	M,SC	0		\$2,000.00						
Current Total Clubs Count	YTD New Clubs Count	YTD Cancelled Clubs Count	YTD Net Club Gain	Current Total Members Count	YTD Add	YTD Drop	YTD Net Growth	YTD Net Growth %	Member Count 12 Months Ago	Average Member Count Per Club	% of Clubs with less than 20 members	% No MMR in 3 Months	% No Officer Report in 12 Months	% of Clubs with balance 90+ days	Number of Clubs in Status Quo	% Status Quo Clubs in Financial Suspension	Number of Cancelled Clubs	Average Cancelled Club Age	Members Lost Due to Cancellation	% of Clubs Cancelled for Non-Financial Reasons				
32	0	0	0	667	55	45	10	1.52%	670	21	53%	38%	0%	9%	0	0%	0	0	0	0%				

* - P - Priority Club. Cancellation Reasons: 1-Objectives/conduct, 2-Non-active club, 5-Non-existing club, 6-Disbanding, 7-Merger, 8-Financial Suspension, 9-District/Multiple District Dues.

** - Abbreviation: P-President, S-Secretary, T-Treasurer, M-Member Chairperson, VP-First Vice President, MC-Communications Chairperson, SC-Service Chairperson

*** - Abbreviation: N/R - Never reported using the Lions Clubs website, N/A - Not applicable, No password registered for the Lions Clubs website.

**** - Abbreviation: N - New, IP - Immediate Past, R - Repeat.




Club Health Assessment for District 36 E through January 2025

			Status	Membership							Reports					Finance		LCIF
Club Number	Club Name	Charter Date		Current Member Count	YTD Members Added	YTD Members Dropped	YTD Net Growth	YTD Net Growth%	Member Count 12 Months Ago	Avg. length of service for dropped members	Months Since Last MMR ***	Yrs. Since Last Officer Report	President Rotation	Vice President Reported ****	Months Since Last Activity Report ***	Account Balance	Donations for current Fiscal Year	
			Number of times on status quo within last two years	If below 15 members appears			If net loss is greater than 20% appears				If no report in 3 months appears in	When more than one year appears in	Number of repeat terms	Notes the officers that do not have an active	If no report at 12 months appears in red			
Clubs more than two years old																		
30436	APPLEGATE	03/26/1975	Active	14	1	0	1	7.69%	12		0			N	P,M,SC	24+		
12879	ASHLAND	09/13/1938	Active	24	3	0	3	14.29%	17		0			IP		0		
Exc Award (06/30/2024)																		
12880	BANDON	08/14/1951	Active	10	0	0	0	0.00%	13		7		2	R	M,SC	24+		
34833	BONANZA	12/21/1977	Active	26	1	2	-1	-3.70%	27	11	1			N	S,T,M,SC	24+		
12881	BROOKINGS HARBOR	01/10/1953	Active	14	0	0	0	0.00%	20		1			N	SC	0		
12883	CANYONVILLE	03/24/1948	Active	11	4	4	0	0.00%	10	17	2			R	M,SC	13		
Exc Award (06/30/2018)																		
12885	COOS BAY	04/06/1931	Active	43	4	2	2	4.88%	40	11	3		2	R	M,SC	24+		
12886	COQUILLE	06/25/1925	Active	10	0	3	-3	-23.08%	13	3	5		11	R	M,VP,SC	24+		
99187	CRESCENT CITY	04/25/2007	Active	11	0	2	-2	-15.38%	12	14	1		8	R	SC	5		
12878	DORRIS	07/18/1946	Active	52	9	7	2	4.00%	54	13	0			N	M,VP,SC	19		
12887	EAGLE POINT	12/16/1951	Active	12	0	1	-1	-7.69%	15	37	1		3	N	M,SC	24+		
54432	GOLD BEACH	05/06/1993	Active	15	0	0	0	0.00%	17		5				P,S,M,VP,SC	24+		
12891	GRANTS PASS	01/18/1928	Active	10	3	2	1	11.11%	9	8	0			N	SC	2	\$70.00	
12893	ILLINOIS VALLEY	02/27/1948	Active	27	4	6	-2	-6.90%	28	9	0		5	N	S,M,SC	24+		
35732	KENO	06/12/1978	Active	17	0	2	-2	-10.53%	21	13	1		2	R	M,SC	24+		
12895	KLAMATH FALLS	10/14/1926	Active	22	0	1	-1	-4.35%	23	2	0			N		0	\$2,320.00	
12897	LAKEVIEW	04/03/1942	Active	13	1	3	-2	-13.33%	14	18	0		3	R	M,SC	24+		
12898	LANGLOIS	06/15/1964	Active	11	1	0	1	10.00%	11		6				M,VP,SC	4		
12899	MEDFORD HOST	04/07/1925	Active	10	0	0	0	0.00%	10		13		7	N	M,VP,SC	N/R		
12902	MERRILL	04/07/1948	Active	40	0	1	-1	-2.44%	41	18	0				T,M,VP,SC	24+	90+ Days	
12903	MYRTLE CREEK	03/18/1948	Active	27	2	3	-1	-3.57%	28	6	0		6	R	P,SC	0	\$70.00	
Exc Award (06/30/2023)																		
12904	MYRTLE POINT	10/05/1928	Active(1)	3	0	0	0	0.00%	3		13		None		P,T,M,VP,SC	24+		



Club Health Assessment for District 36 E through January 2025

			Status		Membership							Reports					Finance		LCIF	
Club Number	Club Name	Charter Date			Current Member Count	YTD Members Added	YTD Members Dropped	YTD Net Growth	YTD Net Growth%	Member Count 12 Months Ago	Avg. length of service for dropped members	Months Since Last MMR ***	Yrs. Since Last Officer Report	President Rotation	Vice President Reported ****	Months Since Last Activity Report ***	Account Balance	Donations for current Fiscal Year		
			Number of times on status quo within last two years		If below 15 members appears				If net loss is greater than 20% appears			If no report in 3 months appears in	When more than one year appears in	Number of repeat terms		Notes the officers that do not have an active	If no report at 12 months appears in red			
12909	POWERS	01/30/1942	Active		39	1	6	-5	-11.36%	44	7	2				T,M,VP,SC	24+			
12910	PROSPECT	04/26/1948	Active		10	1	0	1	11.11%	10		2		6	R	P,M,SC	9			
12911	RIDDLE	03/23/1948	Active		5	0	0	0	0.00%	6		7		14	N	P,M,VP,SC	10			
12894	ROGUE VALLEY	03/16/1948	Active		28	9	0	9	47.37%	14		0		3	N	SC	24+			
12913	ROSEBURG	10/12/1928	Active		32	0	2	-2	-5.88%	34	11	3			N	M,SC	0	\$1,000.00		
30354	SILVER LAKE	03/06/1975	Active(1)		3	0	0	0	0.00%	3		8		None		P,M,VP,SC	24+			
12917	SUTHERLIN	11/22/1946	Active		35	2	0	2	6.06%	41		0			N		0			
Current Total Clubs Count	YTD New Clubs Count	YTD Cancelled Clubs Count	YTD Net Club Gain	Current Total Members Count	YTD Add	YTD Drop	YTD Net Growth	YTD Net Growth %	Member Count 12 Months Ago	Average Member Count Per Club	% of Clubs with less than 20 members	% No MMR in 3 Months	% No Officer Report in 12 Months	% of Clubs with balance 90+ days	Number of Clubs in Status Quo	% Status Quo Clubs in Financial Suspension	Number of Cancelled Clubs	Average Cancelled Club Age	Members Lost Due to Cancellation	% of Clubs Cancelled for Non-Financial Reasons
29	0	0	0	574	46	47	-1	-0.17%	590	20	59%	34%	0%	3%	0	0%	0	0	0	0%

* - P - Priority Club. Cancellation Reasons: 1-Objectives/conduct, 2-Non-active club, 5-Non-existing club, 6-Disbanding, 7-Merger, 8-Financial Suspension, 9-District/Multiple District Dues.

** - Abbreviation: P-President, S-Secretary, T-Treasurer, M-Member Chairperson, VP-First Vice President, MC-Communications Chairperson, SC-Service Chairperson

*** - Abbreviation: N/R - Never reported using the Lions Clubs website, N/A - Not applicable, No password registered for the Lions Clubs website.

**** - Abbreviation: N - New, IP - Immediate Past, R - Repeat.



Club Health Assessment for District 36 G through January 2025

			Status	Membership							Reports					Finance		LCIF
Club Number	Club Name	Charter Date		Current Member Count	YTD Members Added	YTD Members Dropped	YTD Net Growth	YTD Net Growth%	Member Count 12 Months Ago	Avg. length of service for dropped members	Months Since Last MMR ***	Yrs. Since Last Officer Report	President Rotation	Vice President Reported ****	Months Since Last Activity Report ***	Account Balance	Donations for current Fiscal Year	
			Number of times on status quo within last two years	If below 15 members appears				If net loss is greater than 20% appears			If no report in 3 months appears in	When more than one year appears in	Number of repeat terms	Notes the officers that do not have an active	If no report at 12 months appears in red			
Clubs more than two years old																		
107753	ARLINGTON	03/05/2010	Active	15	0	0	0	0.00%	15		19		None	P,S,T,M,VP SC	24+			
12920	BAKER CITY	08/29/1929	Active	38	0	0	0	0.00%	38		2			N S,SC	24+			
12921	BEND/SUNRISE	11/05/1926	Active	6	0	2	-2	-25.00%	8	8	0		4	M,VP	1			
12924	BURNS	03/27/1942	Active	23	1	6	-5	-17.86%	28	11	0			T,M,VP,SC	1	90+ Days		
37320	CROOKED RIVER RANCH L C	06/28/1979	Active	61	2	19	-17	-21.79%	67	5	0			N SC	1		\$2,000.00	
59567	ELGIN	05/23/1997	Active	45	0	4	-4	-8.16%	49	10	0		2	R SC	0		\$1,105.00	
12927	ENTERPRISE-JOSEPH L C	09/09/1929	Active	44	0	1	-1	-2.22%	40	5	2		13	R M,SC	24+			
12928	HALFWAY	12/08/1965	Active	24	1	5	-4	-14.29%	28	5	0			R	24+		\$50.00	
29114	HEPPNER	04/04/1974	Active	16	0	0	0	0.00%	16		8			P,M,VP,SC	24+			
12929	HERMISTON	11/27/1972	Active	30	3	4	-1	-3.23%	31	18	1		6	M,VP,SC	24+	90+ Days		
12930	HOOD RIVER	08/09/1938	Active	52	0	1	-1	-1.89%	60	26	0		2	R M,SC	0		\$1,800.00	
31438	HOOD RIVER EYE OPENERS	12/29/1975	Active	13	1	0	1	8.33%	16		4		2	R SC	24+		\$3,140.00	
12931	HUNTINGTON	11/09/1948	Active	7	0	0	0	0.00%	9		7	1	None	P,S,T,M,VP SC	24+			
12934	ISLAND CITY	01/14/1974	Active	10	1	4	-3	-23.08%	13	17	4		None	P,T,M,VP,SC	24+			
12935	JORDAN VALLEY	10/13/1970	Active	14	2	0	2	16.67%	12		3		3	R M,SC	24+			
12936	LA GRANDE	05/02/1929	Active(1)	34	35	32	3	9.68%	35	14	0		3	R M,SC	24+			
82431	LA PINE	05/24/2004	Active	29	3	6	-3	-9.38%	28	7	0		2	T,VP	3			
Exc Award (06/30/2018)																		
12938	MADRAS	01/30/1970	Active	11	1	0	1	10.00%	10		6		None	R P,M,SC	7			
30172	MITCHELL	01/27/1975	Active	10	0	0	0	0.00%	10		8		8	M,VP,SC	24+			
12942	PENDLETON	04/21/1950	Active	31	2	1	1	3.33%	32	58	1		2	N	0		\$115.00	
12945	PRINEVILLE	09/20/1938	Active	12	1	1	0	0.00%	11	7	1			M,VP,SC	N/R			
12949	THE DALLES	11/15/1926	Active	81	8	1	7	9.46%	88	6	1		2	R	1			
Exc Award (06/30/2017, 06/30/2018)																		



Club Health Assessment for District 36 G through January 2025

INTERNATIONAL

Club Number	Club Name	Charter Date	Status	Membership						Reports				Finance	LCIF	
				Current Member Count	YTD Members Added	YTD Members Dropped	YTD Net Growth	YTD Net Growth%	Member Count 12 Months Ago	Avg. length of service for dropped members	Months Since Last MMR ***	Yrs. Since Last Officer Report	President Rotation	Vice President Reported ****	Months Since Last Activity Report ***	Account Balance
			Number of times on status quo within last two years	If below 15 members appears			If net loss is greater than 20% appears			If no report in 3 months appears in	When more than one year appears in	Number of repeat terms	Notes the officers that do not have an active	If no report at 12 months appears in red		
65248	THREE SISTERS	04/23/2002	Active	11	0	0	0	0.00%	13	7			N	M,SC	6	
12950	UNION	01/15/1974	Active	14	0	0	0	0.00%	14	2		8	N	M,SC	24+	

Clubs Cancelled Previous Fiscal Year – Clubs Cancelled within last 12 months may be reinstated

Club Number	Club Name	Charter Date	Current Status*	Cancellation Date
12941	ODELL	02/24/1971	Cancelled(8*)	06/29/2024
12953	WALLOWA	10/15/1973	Cancelled(8*)	12/29/2023
101924	WESTON MC EWEN	05/06/2008	Cancelled(6*)	06/29/2024

Current Total Clubs Count	YTD New Clubs Count	YTD Cancelled Clubs Count	YTD Net Club Gain	Current Total Members Count	YTD Add	YTD Drop	YTD Net Growth	YTD Net Growth %	Member Count 12 Months Ago	Average Member Count Per Club	% of Clubs with less than 20 members	% No MMR in 3 Months	% No Officer Report in 12 Months	% of Clubs with balance 90+ days	Number of Clubs in Status Quo	% Status Quo Clubs in Financial Suspension	Number of Cancelled Clubs	Average Cancelled Club Age	Members Lost Due to Cancellation	% of Clubs Cancelled for Non-Financial Reasons
24	0	0	0	631	61	87	-26	-3.96%	671	26	50%	38%	4%	8%	0	0%	0	0	0	0%

* - P - Priority Club. Cancellation Reasons: 1-Objectives/conduct, 2-Non-active club, 5-Non-existing club, 6-Disbanding, 7-Merger, 8-Financial Suspension, 9-District/Multiple District Dues.
** - Abbreviation: P-President, S-Secretary, T-Treasurer, M-Member Chairperson, VP-First Vice President, MC-Communications Chairperson, SC-Service Chairperson
*** - Abbreviation: N/R - Never reported using the Lions Clubs website, N/A - Not applicable, No password registered for the Lions Clubs website.
**** - Abbreviation: N - New, IP - Immediate Past, R - Repeat.



Club Health Assessment for District 49 A through January 2025

			Status	Membership						Reports					Finance		LCIF
Club Number	Club Name	Charter Date		Current Member Count	YTD Members Added	YTD Members Dropped	YTD Net Growth	YTD Net Growth%	Member Count 12 Months Ago	Avg. length of service for dropped members	Months Since Last MMR ***	Yrs. Since Last Officer Report	President Rotation	Vice President Reported ****	Months Since Last Activity Report ***	Account Balance	Donations for current Fiscal Year
			Number of times on status quo within last two years	If below 15 members appears				If net loss is greater than 20% appears			If no report in 3 months appears in	When more than one year appears in	Number of repeat terms	Notes the officers that do not have an active	If no report at 12 months red		
Clubs less than two years old																	
154270	Palmer Alumni	06/14/2023	Active	27	0	0	0	0.00%	27		5		2	N	T,M,SC	2	
Clubs more than two years old																	
131294	Alaska Centennial Veterans	06/21/2017	Active	2	0	0	0	0.00%	2		12		6		S,T,M,VP,SC	0	
115744	ALASKA STATE SNO-X	01/10/2012	Active(1)	25	0	0	0	0.00%	24		0			IP	P,M,SC	24+	
14241	ANCHORAGE	06/06/1944	Active	20	2	1	1	5.26%	20	38	4		3	R	SC	0	\$2,100.00
109061	ANCHORAGE ALASKA SPORTS CAR	08/12/2010	Active(1)	58	10	0	10	20.83%	79		1		5	R	M,SC	24+	
43623	ANCHORAGE BENTON BAY ATHLETIC Exc Award (06/30/2018, 06/30/2024)	03/30/1984	Active	31	1	2	-1	-3.13%	28	6	0			N		1	\$3,714.00
130461	Anchorage Centennial Cyber	04/11/2017	Active(2)	4	0	0	0	0.00%	4		14		9		T,M,VP,SC	24+	
42778	ANCHORAGE MABUHAY	06/15/1983	Active	23	0	0	0	0.00%	24		5		5	N		2	\$1,002.00
14245	ANCHORAGE MT MCKINLEY	11/29/1950	Active	11	1	1	0	0.00%	12	0	5			N	M,SC	0	
62928	ANCHORAGE RACING	03/27/2000	Active	41	19	19	0	0.00%	40	7	1		2	R	M,VP,SC	24+	
42069	BALLYHOO	12/08/1982	Active(4)	12	0	0	0	0.00%	12		13		4		T,M,VP,SC	24+	
14246	BETHEL	10/09/1962	Active	27	0	0	0	0.00%	27		10		2		S,T,M,VP,SC	11	
36890	BIG LAKE Exc Award (06/30/2021)	04/13/1979	Active	32	2	0	2	6.67%	30		3			N	SC	3	
35478	COPPER RIVER BASIN	04/28/1978	Active	36	0	0	0	0.00%	36		10		8		M,VP,SC	10	
14250	EAGLE RIVER Exc Award (06/30/2021, 06/30/2022, 06/30/2024)	11/15/1962	Active	87	36	0	36	70.59%	107		0			N	SC	2	
53291	EAGLE RIVER SLEEPING LADY MTN Exc Award (06/30/2016, 06/30/2021, 06/30/2024)	06/08/1992	Active	47	3	5	-2	-4.08%	48	4	0			R		0	\$200.00
53217	GIRDWOOD TURNAGAIN ARM Exc Award (06/30/2019)	06/08/1992	Active	41	4	5	-1	-2.38%	42	6	0			N	VP	9	\$200.00
59711	HOUSTON	06/18/1997	Active	51	1	0	1	2.00%	50		1		4		P,M,VP,SC	N/R	



Club Health Assessment for District 49 A through January 2025

Club Number	Club Name	Charter Date	Status	Membership							Reports					Finance	LCIF
				Current Member Count	YTD Members Added	YTD Members Dropped	YTD Net Growth	YTD Net Growth%	Member Count 12 Months Ago	Avg. length of service for dropped members	Months Since Last MMR ***	Yrs. Since Last Officer Report	President Rotation	Vice President Reported ****	Months Since Last Activity Report ***	Account Balance	Donations for current Fiscal Year
			Number of times on status quo within last two years	If below 15 members appears				If net loss is greater than 20% appears			If no report in 3 months appears	When more than one year appears in	Number of repeat terms	Notes the officers that do not have an active	If no report at 12 months appears in red		
14253	JUNEAU	08/14/1944	Active(1)	23	1	3	-2	-8.00%	22	7	1			N	SC	1	\$1,970.00
42656	JUNEAU MENDENHALL FLYING	05/23/1983	Active	17	1	4	-3	-15.00%	21	5	0		7	R	M,SC	24+	
35554	KACHEMAK BAY L C	05/31/1978	Active	29	4	4	0	0.00%	27	1	2		4		M,VP,SC	2	
14254	KENAI	01/29/1966	Active	38	0	0	0	0.00%	39		4		2	N	M	4	
61312	KENAI PENINSULA RACING	12/03/1998	Active	94	3	0	3	3.30%	86		0		6	R	M,SC	19	
14255	KETCHIKAN	09/06/1944	Active	14	0	0	0	0.00%	14		19		4		T,M,VP,SC	24+	
14257	KODIAK	05/30/1964	Active	60	4	7	-3	-4.76%	63	7	1			N		1	\$110.00
14260	MOUNTAIN VIEW	09/22/1958	Active	31	1	2	-1	-3.13%	31	8	1		2	R		0	\$8,280.00
	Exc Award (06/30/2022)																
14258	PALMER	12/04/1962	Active	65	4	3	1	1.56%	63	3	2		None	R	P,M	2	\$500.00
	Exc Award (06/30/2022)																
14266	SOLDOTNA	11/09/1967	Active	31	2	0	2	6.90%	29		0			N	M,SC	1	
	Exc Award (06/30/2024)																
14267	SPENARD	11/20/1950	Active	31	4	8	-4	-11.43%	35	8	2				T,M,VP	2	\$1,000.00
125507	Sutton Racing	07/28/2015	Active(1)	7	0	0	0	0.00%	7		12		2		P,T,M,VP,SC	11	
148804	Valdez Motor Sports	11/11/2021	Active	30	1	0	1	3.45%	29		0		4		T,M,VP,SC	15	
61082	WILLOW	08/18/1998	Active	30	4	4	0	0.00%	29	1	2				S,M,VP,SC	0	\$1,000.00

Clubs Cancelled Previous Fiscal Year – Clubs Cancelled within last 12 months may be reinstated

Club Number	Club Name	Charter Date	Current Status*	Cancellation Date
110834	WASILLA	04/18/2011	Cancelled(6*)	01/29/2024

Current Total Clubs Count	YTD New Clubs Count	YTD Cancelled Clubs Count	YTD Net Club Gain	Current Total Members Count	YTD Add	YTD Drop	YTD Net Growth	YTD Net Growth %	Member Count 12 Months Ago	Average Member Count Per Club	% of Clubs with less than 20 members	% No MMR in 3 Months	% No Officer Report in 12 Months	% of Clubs with balance 90+ days	Number of Clubs in Status Quo	% Status Quo Clubs in Financial Suspension	Number of Cancelled Clubs	Average Cancelled Club Age	Members Lost Due to Cancellation	% of Clubs Non-Financial Reasons
32	0	0	0	1,075	108	68	40	3.86%	1,107	34	22%	41%	0%	0%	0	0%	0	0	0	0%



Club Health Assessment for District 49 A through January 2025

			Status	Membership							Reports					Finance	LCIF
Club Number	Club Name	Charter Date		Current Member Count	YTD Members Added	YTD Members Dropped	YTD Net Growth	YTD Net Growth%	Member Count 12 Months Ago	Avg. length of service for dropped members	Months Since Last MMR ***	Yrs. Since Last Officer Report	President Rotation	Vice President Reported ****	Months Since Last Activity Report ***	Account Balance	Donations for current Fiscal Year
			Number of times on status quo within last two years	If below 15 members appears				If net loss is greater than 20% appears			If no report in 3 months appears in	When more than one year appears in	Number of repeat terms	Notes the officers that do not have an active	If no report at 12 months appears in red		

* - P - Priority Club. Cancellation Reasons: 1-Objectives/conduct, 2-Non-active club, 5-Non-existing club, 6-Disbanding, 7-Merger, 8-Financial Suspension, 9-District/Multiple District Dues.
** - Abbreviation: P-President, S-Secretary, T-Treasurer, M-Member Chairperson, VP-First Vice President, MC-Communications Chairperson, SC-Service Chairperson
*** - Abbreviation: N/R - Never reported using the Lions Clubs website, N/A - Not applicable, No password registered for the Lions Clubs website.
**** - Abbreviation: N - New, IP - Immediate Past, R - Repeat.



Club Health Assessment for District 49 B through January 2025

			Status	Membership							Reports					Finance		LCIF
Club Number	Club Name	Charter Date		Current Member Count	YTD Members Added	YTD Members Dropped	YTD Net Growth	YTD Net Growth%	Member Count 12 Months Ago	Avg. length of service for dropped members	Months Since Last MMR ***	Yrs. Since Last Officer Report	President Rotation	Vice President Reported ****	Months Since Last Activity Report ***	Account Balance	Donations for current Fiscal Year	
			Number of times on status quo within last two years	If below 15 members appears					If net loss is greater than 20% appears			If no report in 3 months appears in	When more than one year appears in	Number of repeat terms	Notes the officers that do not have appears in an active	If no report at 12 months red		
Clubs more than two years old																		
14272	ANDERSON CLEAR	09/07/1962	Active	27	0	3	-3	-10.00%	32	20	4		5	S,M,VP,SC	0		\$1.00	
14273	BARROW	04/12/1966	Active	22	1	0	1	4.76%	21		4			R	M,SC	11		
14274	BERING SEA	01/06/1961	Active	38	0	0	0	0.00%	34		6				M,VP,SC	24+		
14278	DELTA	08/19/1958	Active	25	0	0	0	0.00%	20		7		7	N	M,SC	7		
147230	Delta Interior Racing Association	12/30/2021	Active	28	0	0	0	0.00%	27		7		3	R	T,M,SC	N/R		
56703	FAIRBANKS ARCTIC	03/24/1995	Active	26	0	0	0	0.00%	33		6		5		T,VP,SC	23		
36055	FAIRBANKS CHEECHAKO	09/19/1978	Active(1)	26	0	0	0	0.00%	26		34		2		M,VP,SC	24+		
48098	FAIRBANKS CHOICE	02/05/1988	Active(1)	25	0	0	0	0.00%	25		15		2	R	VP,SC	14		
40513	FAIRBANKS CURLING	11/02/1981	Active	30	0	0	0	0.00%	31		4		8	R	M,SC	24+		
36574	FAIRBANKS GOLDSTREAM VALLEY	02/06/1979	Active	59	10	0	10	20.41%	49		3		3	N		1		
14280	FAIRBANKS HOST	07/12/1944	Active	32	1	2	-1	-3.03%	35	6	0				P,M,VP,SC	3	90+ Days \$200.00	
57496	FAIRBANKS MOTORCYCLE RACING	11/28/1995	Active	38	0	7	-7	-15.56%	45	3	3		9	R	P,M,VP,SC	24+		
106748	FAIRBANKS OFFROAD	10/22/2009	Active	27	0	0	0	0.00%	26		7		16	R	SC	9		
41337	FAIRBANKS RACING	05/07/1982	Active	27	0	0	0	0.00%	26		8		16	R	T,M,SC	24+		
57497	FAIRBANKS SNOWMOBILE FUN	11/28/1995	Active	37	4	24	-20	-35.09%	69	3	0		2	R	SC	12		
14285	FOX	11/17/1969	Active	40	3	2	1	2.56%	38	1	1			IP		3		
14288	HEALY VALLEY L C	11/10/1968	Active	31	0	1	-1	-3.13%	31	8	3		2	N		7		
77726	INTERIOR BASEBALL	11/28/2003	Active	25	0	0	0	0.00%	28		5		2	N		2	\$4,300.00	
14290	KOTZEBUE	11/10/1965	Active	32	0	1	-1	-3.03%	33	39	0		10	R	S,VP,SC	24+		
52448	NORTH POLE	01/27/1992	Active	31	3	0	3	10.71%	29		3			N		1	90+ Days \$550.00	
Exc Award (06/30/2018, 06/30/2023)																		
51408	TOK	03/13/1991	Active	25	0	0	0	0.00%	25		33		13		M,VP,SC	24+		



Club Health Assessment for District 49 B through January 2025

Club Number			Club Name			Charter Date			Status					Membership					Reports					Finance		LCIF
									Current Member Count	YTD Members Added	YTD Members Dropped	YTD Net Growth	YTD Net Growth%	Member Count 12 Months Ago	Avg. length of service for dropped members	Months Since Last MMR ***	Yrs. Since Last Officer Report	President Rotation	Vice President Reported ****	Months Since Last Activity Report ***	Account Balance	Donations for current Fiscal Year				
									Number of times on status quo within last two years	If below 15 members appears			If net loss is greater than 20% appears			If no report in 3 months appears in		When more than one year appears in	Number of repeat terms	Notes the officers that do not have an active		If no report at 12 months appears in red				
Current Total Clubs Count	YTD New Clubs Count	YTD Cancelled Clubs Count	YTD Net Club Gain	Current Total Members Count	YTD Add	YTD Drop	YTD Net Growth	YTD Net Growth %	Member Count 12 Months Ago	Average Member Count Per Club	% of Clubs with less than 20 members	% No MMR in 3 Months	% No Officer Report in 12 Months	% of Clubs with balance 90+ days	Number of Clubs in Status Quo	% Status Quo Clubs in Financial Suspension	Number of Cancelled Clubs	Average Cancelled Club Age	Members Lost Due to Cancellation	% of Clubs Cancelled for Non-Financial Reasons						
21	0	0	0	651	22	40	-18	-2.69%	683	31	0%	81%	0%	10%	0	0%	0	0	0	0%						

* - P - Priority Club. Cancellation Reasons: 1-Objectives/conduct, 2-Non-active club, 5-Non-existing club, 6-Disbanding, 7-Merger, 8-Financial Suspension, 9-District/Multiple District Dues.

** - Abbreviation: P-President, S-Secretary, T-Treasurer, M-Member Chairperson, VP-First Vice President, MC-Communications Chairperson, SC-Service Chairperson

*** - Abbreviation: N/R - Never reported using the Lions Clubs website, N/A - Not applicable, No password registered for the Lions Clubs website.

**** - Abbreviation: N - New, IP - Immediate Past, R - Repeat.



Club Health Assessment for District 50 through January 2025

			Status	Membership						Reports					Finance		LCIF			
Club Number	Club Name	Charter Date		Current Member Count	YTD Members Added	YTD Members Dropped	YTD Net Growth	YTD Net Growth%	Member Count 12 Months Ago	Avg. length of service for dropped members	Months Since Last MMR ***	Yrs. Since Last Officer Report	President Rotation	Vice President Reported ****	Months Since Last Activity Report ***	Account Balance	Donations for current Fiscal Year			
			Number of times on status quo within last two years	If below 15 members appears					If net loss is greater than 20% appears						If no report in 3 months appears in	When more than one year appears in	Number of repeat terms	Notes the officers that do not have appears in an active	If no report at 12 months red	
Clubs less than two years old																				
153946	Honolulu Cyber Veterans Golf	06/23/2023	Active	16	0	0	0	0.00%	16		4		3	M,VP,SC	N/R		\$200.00			
Clubs more than two years old																				
14309	AKAKA FALLS	07/01/1963	Active	45	7	1	6	15.38%	38	0	0		2	R	SC	0	\$1,920.00			
Exc Award (06/30/2017, 06/30/2024)																				
14311	EAST KAUAI	05/18/1938	Active	29	1	0	1	3.57%	33		1			N	SC	2	\$300.00			
Exc Award (06/30/2016)																				
14312	EWA BEACH	04/22/1965	Active	14	1	5	-4	-22.22%	17	3	0		2	R	M,SC	1	\$100.00			
14313	HALEAKALA	01/11/1949	Active	17	0	0	0	0.00%	17		4			N	P	3	\$275.00			
Exc Award (06/30/2019)																				
14314	HAMAKUA	07/28/1934	Active	25	0	0	0	0.00%	21		10		8	R	M,SC	4				
138346	Hawaii Cyber	05/29/2019	Active	17	0	0	0	0.00%	23		6				VP	4	\$80.00			
150908	Hawaii Filipino	06/01/2022	Active(1)	12	0	0	0	0.00%	12		14			R	M,SC	4				
14315	HILO	03/24/1932	Active	36	0	8	-8	-18.18%	42	3	1			N	T,SC	7				
14317	HILO CRESCENT CITY	05/21/1956	Active	22	2	4	-2	-8.33%	24	7	6				M,VP,SC	0				
Exc Award (06/30/2023)																				
148906	Hilo Hawaii Lions Unlimited	11/12/2021	Active	7	1	2	-1	-12.50%	11	1	2		4	N	T,M,SC	0	\$180.00			
Exc Award (06/30/2022)																				
14318	HILO WAIAKEA	05/02/1950	Active	32	0	0	0	0.00%	37		6				VP,SC	0	\$754.00			
Exc Award (06/30/2021, 06/30/2022)																				
14325	HONOLULU	09/30/1926	Active	32	2	1	1	3.23%	33	34	1		2		VP	22				
Exc Award (06/30/2016)																				
14320	HONOLULU ALA MOANA	03/02/1965	Active	20	0	0	0	0.00%	21		10		3	R	M,SC	5	\$50.00			
63181	HONOLULU ALOHA PONO	05/19/2000	Active	20	3	0	3	17.65%	16		2		7	R	M,SC	6	\$90.00			
14321	HONOLULU CHINATOWN	03/07/1973	Active	40	5	16	-11	-21.57%	58	13	0			N	SC	0	\$4,389.45			
Exc Award (06/30/2016, 06/30/2018, 06/30/20)																				
14323	HONOLULU DIAMOND HEAD	04/26/1965	Cancelled(6*)	0	0	11	-11	-100.00%	11	8	5	1	None		P,S,T,M,VP SC	14	90+ Days			



Club Health Assessment for District 50 through January 2025

Club Number	Club Name	Charter Date	Status	Membership							Reports					Finance	LCIF
				Current Member Count	YTD Members Added	YTD Members Dropped	YTD Net Growth	YTD Net Growth%	Member Count 12 Months Ago	Avg. length of service members	Months Since Last MMR ***	Yrs. Since Last Officer Report	President Rotation	Vice President Reported ****	Months Since Last Activity Report ***	Account Balance	Donations for current Fiscal Year
			Number of times on status quo within last two years	If below 15 members appears				If net loss is greater than 20% appears			If no report in 3 months appears	When more than one year appears in	Number of repeat terms	Notes the officers that do not have an active	If no report at 12 months red		
14324	HONOLULU HAWAII KAI	04/17/1973	Active	62	8	3	5	8.77%	60	14	0			N	0		\$1,541.00
	Exc Award (06/30/2018, 06/30/2019, 06/30/20																
47779	HONOLULU HIBISCUS	10/19/1987	Active	10	0	0	0	0.00%	10		9			S,T,M,VP,SC	24+		
14327	HONOLULU KALAKAUA	02/21/1951	Active(1)	14	14	0	14	100.00%	13		3			R	24+		\$70.00
14329	HONOLULU KAMEHAMEHA	08/31/1948	Active	33	5	17	-12	-26.67%	50	6	1			N	12		\$1,190.00
14330	HONOLULU KAPAHULU MOILILI	01/03/1957	Active	25	1	0	1	4.17%	21		6		3	R	6		\$51.00
	Exc Award (06/30/2018)																
14331	HONOLULU KOKO HEAD	04/22/1947	Active	45	4	1	3	7.14%	38	16	4			IP	1		\$590.00
	Exc Award (06/30/2018, 06/30/2019, 06/30/20																
14333	HONOLULU MOANALUA	08/29/1961	Active	23	2	5	-3	-11.54%	26	6	2				M,VP,SC	0	
14334	HONOLULU PALOLO	04/14/1953	Active(2)	13	15	2	13	100.00%	1	33	0			N	3		\$23.00
57032	HONOLULU WAIKIKI 2000	06/06/1995	Active	27	3	2	1	3.85%	32	4	0			N	0		\$1,115.00
	Exc Award (06/30/2018, 06/30/2019)																
14338	KAHALUU L C	11/18/1965	Active	23	2	2	0	0.00%	23	9	2				M,VP,SC	0	
14339	KAHULUI	04/23/1953	Active	20	0	1	-1	-4.76%	20	13	0		3	N	0		\$330.00
	Exc Award (06/30/2023)																
14341	KAILUA KONA	02/05/1970	Active	20	0	0	0	0.00%	20		0		4	N	1		
14342	KALAUPAPA	04/03/1948	Active	12	0	1	-1	-7.69%	13	16	0		6	R	4		
14343	KANEOHE	05/03/1949	Active	18	0	6	-6	-25.00%	20	12	2			N	0	90+ Days	
	Exc Award (06/30/2024)																
14344	KAPAA	04/01/1955	Active	11	0	0	0	0.00%	10		11		2		M,VP,SC	2	
77761	KAPOLEI CITY	10/31/2003	Active	33	3	1	2	6.45%	29	10	0				VP,SC	1	\$70.00
	Exc Award (06/30/2023)																
126957	Kauai	02/29/2016	Active	42	0	1	-1	-2.33%	40	1	6			N	6		
41482	KAUAI NORTH SHORE L C	06/14/1982	Active	43	3	1	2	4.88%	42	24	1		4		VP,SC	0	\$2,000.00
14347	KOLOA	02/19/1958	Active	13	0	1	-1	-7.14%	14	43	2		None		P,M,VP,SC	0	\$610.00
14348	KONA	06/19/1934	Active	69	10	10	0	0.00%	59	4	0			R	0		\$34.00



Club Health Assessment for District 50 through January 2025

			Status	Membership							Reports					Finance		LCIF
Club Number	Club Name	Charter Date		Current Member Count	YTD Members Added	YTD Members Dropped	YTD Net Growth	YTD Net Growth%	Member Count 12 Months Ago	Avg. length of service for dropped members	Months Since Last MMR ***	Yrs. Since Last Officer Report	President Rotation	Vice President Reported ****	Months Since Last Activity Report ***	Account Balance	Donations for current Fiscal Year	
			Number of times on status quo within last two years	If below 15 members appears				If net loss is greater than 20% appears			If no report in 3 months appears in	When more than one year appears in	Number of repeat terms	Notes the officers that do not have an active	If no report at 12 months appears in red			
141749	Koolauloa Moku	06/22/2020	Active	9	0	0	0	0.00%	9		18		5	M,VP,SC	0			
14350	KOOLAUPOKO	02/13/1941	Active	3	0	0	0	0.00%	3		12		17	M,VP,SC	9			
62333	KUHIO	09/02/1999	Active(1)	12	0	0	0	0.00%	12		3		13	R M,SC	5			
150191	Lahaina Mauna Kahalawai	05/04/2022	Active	19	0	0	0	0.00%	19		12		2	R VP,SC	3			
14351	LANAI CITY	11/01/1937	Active	19	0	1	-1	-5.00%	20	76	2		3	R M,SC	2		\$150.00	
14352	LEEWARD OAHU	12/05/1938	Active	27	0	0	0	0.00%	28		6		3	R	0		\$110.00	
106056	MANA LOA NIMITZ	07/06/2009	Active	34	2	12	-10	-22.73%	40	4	0			R	0		\$1,042.85	
Exc Award (06/03/2021, 06/30/2018, 06/30/20																		
14337	MANOA	01/29/1951	Active	50	10	0	10	25.00%	39		3			N SC	0		\$4,440.00	
Exc Award (06/30/2018, 06/30/2021, 06/30/20																		
14356	MILILANI	01/13/1971	Active	42	6	5	1	2.44%	39	18	0			N M,SC	2		\$240.00	
Exc Award (06/30/2016, 06/30/2018)																		
14357	MOLOKAI	01/10/1939	Active	8	0	0	0	0.00%	8		11		8	R M,SC	4		\$109.36	
63202	OAHU CENTRAL	05/18/2000	Cancelled(6*)	0	0	6	-6	-100.00%	6	21	4	1	None	P,S,T,M,VP SC	24+	90+ Days		
14358	PALI	03/15/1962	Active	35	3	2	1	2.94%	34	14	0			N	3		\$220.00	
14359	PEARL CITY	03/17/1965	Active	49	3	3	0	0.00%	52	14	0			R SC	4		\$2,530.00	
Exc Award (06/30/2016, 06/30/2018, 06/30/20																		
14362	WAHIAWA	01/04/1940	Active	38	1	0	1	2.70%	37		5		3	R SC	2		\$1,170.00	
Exc Award (06/30/2018)																		
14364	WAIANAE	03/03/1953	Active	1	0	2	-2	-66.67%	3	8	1		2	M,VP,SC	3			
84987	WAIKOLOA	03/07/2005	Active	20	3	1	2	11.11%	20	21	3			VP,SC	0		\$2,020.00	
Exc Award (06/30/2023)																		
14366	WAIMEA	01/17/1955	Active	11	0	0	0	0.00%	12		9			N VP,SC	4		\$200.00	
14367	WEST KAUAI	11/15/1937	Active	37	6	0	6	19.35%	31		0			VP	0		\$750.00	

Clubs Cancelled Previous Fiscal Year – Clubs Cancelled within last 12 months may be reinstated

Club Number	Club Name	Charter Date	Current Status*	Cancellation Date
-------------	-----------	--------------	-----------------	-------------------



Club Health Assessment for District 50 through January 2025

			Status							Membership							Reports				Finance		LCIF
Club Number	Club Name	Charter Date		Current Member Count	YTD Members Added	YTD Members Dropped	YTD Net Growth	YTD Net Growth%	Member Count 12 Months Ago	Avg. length of service for dropped members	Months Since Last MMR ***	Yrs. Since Last Officer Report	President Rotation	Vice President Reported ****	Months Since Last Activity Report ***	Account Balance	Donations for current Fiscal Year						
			Number of times on status quo within last two years	If below 15 members appears			If net loss is greater than 20% appears				If no report in 3 months appears in	When more than one year appears in	Number of repeat terms	Notes the officers that do not have an active	If no report at 12 months appears in red								
14355	MAUI	12/26/1935	Cancelled(8*)	12/29/2023																			
Current Total Clubs Count	YTD New Clubs Count	YTD Cancelled Clubs Count	YTD Net Club Gain	Current Total Members Count	YTD Add	YTD Drop	YTD Net Growth	YTD Net Growth %	Member Count 12 Months Ago	Average Member Count Per Club	% of Clubs with less than 20 members	% No MMR in 3 Months	% No Officer Report in 12 Months	% of Clubs with balance 90+ days	Number of Clubs in Status Quo	% Status Quo Clubs in Financial Suspension	Number of Cancelled Clubs	Average Cancelled Club Age	Members Lost Due to Cancellation	% of Clubs Cancelled for Non-Financial Reasons			
53	0	2	-2	1,354	126	134	-8	-0.59%	1,383	26	40%	45%	0%	2%	0	0%	2	86	17	50%			

* - P - Priority Club. Cancellation Reasons: 1-Objectives/conduct, 2-Non-active club, 5-Non-existing club, 6-Disbanding, 7-Merger, 8-Financial Suspension, 9-District/Multiple District Dues.

** - Abbreviation: P-President, S-Secretary, T-Treasurer, M-Member Chairperson, VP-First Vice President, MC-Communications Chairperson, SC-Service Chairperson

*** - Abbreviation: N/R - Never reported using the Lions Clubs website, N/A - Not applicable, No password registered for the Lions Clubs website.

**** - Abbreviation: N - New, IP - Immediate Past, R - Repeat.